



3ONE6. HI-STEEL TECHNOLOGY.


Innovative. Prestigious. Unique.

The new 316 range combines cutting-edge technology and design in a single product.

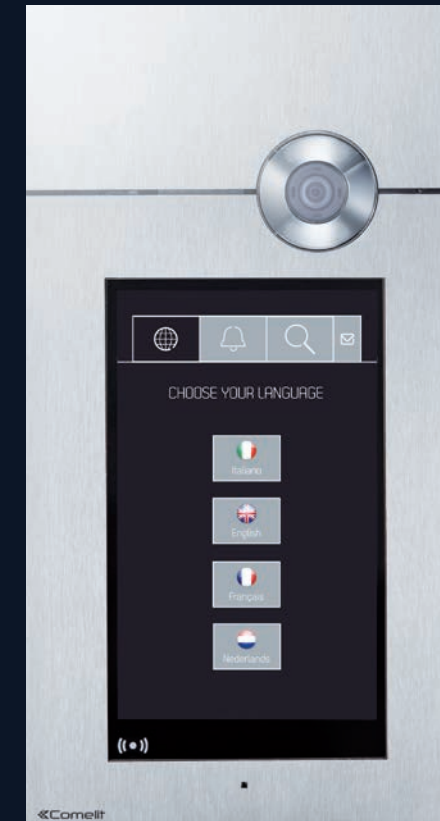
Three product versions (Touch, Sense and Analog) offer a response to every request and requirement made by the market.

With a minimalist and attractive style which harmonizes with modern architecture, they merge shapely beauty with avant-garde technological solutions.


316: a name that pays tribute to the quality of the steel used.



reddot design award
product design 2013



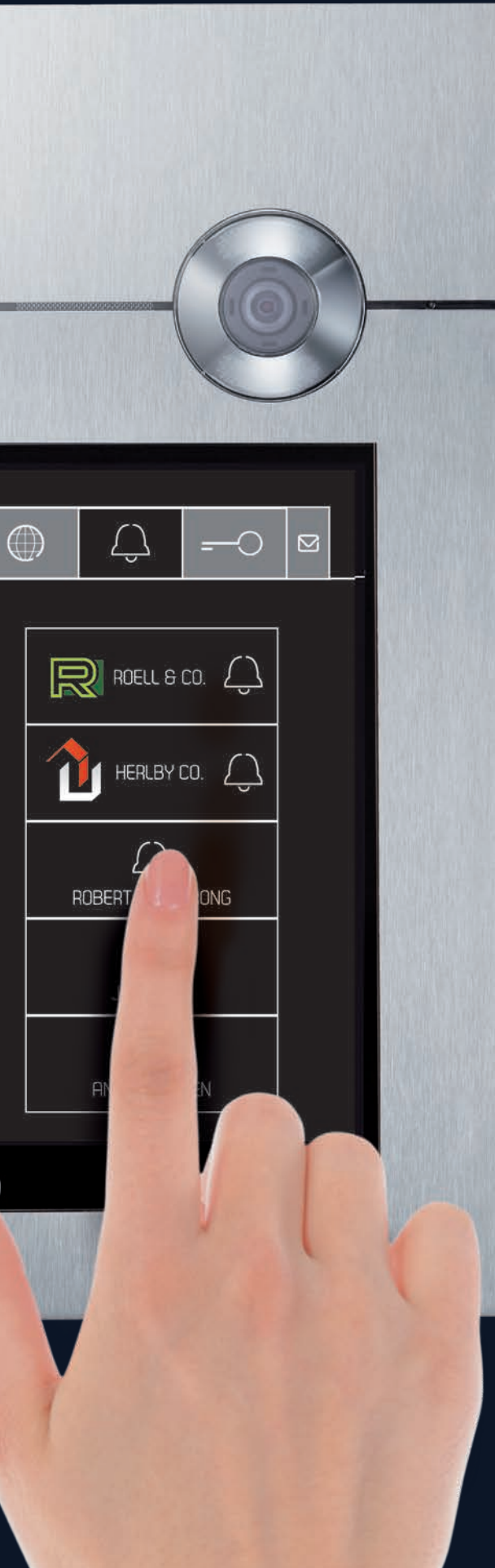
3one6
TOUCH
8" HD
Touch screen




3one6
SENSE
CapSense™
technology

3one6
TOUCH

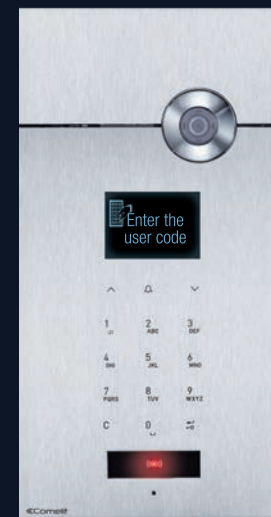
316 TOUCH: pure design frames a 8" HD touch screen. A modern, intuitive and highly customizable solution.



reddot design award
product design 2013



316 SENSE: the first range of entrance panels which are completely free of mechanical keys, thanks to CapSense™ technology which detects the imperceptible impression made by a fingertip on the surface of the steel.



3one6
SENSE

TOUCH THE DISPLAY

Comelit


TOUCH

It features a 8" HD capacitive colour Touch Screen, which is knock-resistant and as easy to use as a standard tablet.

The interface can be customized:



ANALOGUE VERSION



DIGITAL VERSION

- Two surface finishes: polished mirror finish at the top and brushed finish at the bottom
- 8" backlit colour HD touch screen display
- Complete with motion sensor to increase the brightness of the display when the visitor approaches the entrance panel.
- Attractive and intuitive fully graphic interface
- 4 different call modes (name search, code, alphabetic entry button and button)
- Voice messages and visual indications for hearing aid users via pictograms on the display
- External unit supplied complete with audio/video module
- Customizable welcome messages and graphics customizable image for every single button/user
- Integrated RFID reader
- User interface in 16 languages
- Door unlocking with numeric code
- Sturdy and extremely durable
- Flush-mounted external unit. 4 mm thick. Supplied complete with flush-mounted box
- Dimensions: 7.29"x13.59"

Art. 3453S	316 SERIES TOUCH A/V ENTRANCE PANEL, SBC.
Art. 3454HD	316 SERIES TOUCH HD A/V ENTRANCE PANEL, VIP.

USER FRIENDLY INTERFACE RFID READER
8" HD TOUCH SCREEN

CONCEALED LOUDSPEAKER FOR
OUTGOING AUDIO LINE

4 MM FINISH / BRUSHED STEEL



Comelit



CALL MANAGEMENT MODE

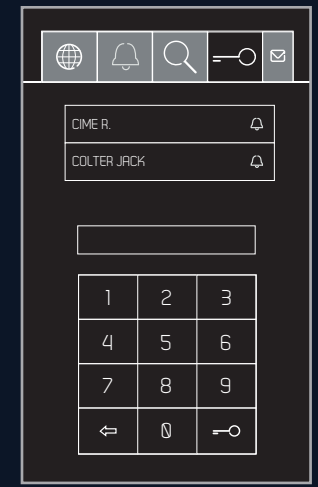
WITH DIRECT CALL BUTTONS AND CUSTOMIZABLE GRAPHICS




WITH ON-SCREEN CALL BUTTONS ORGANIZED ALPHABETICALLY



WITH CODED CALL

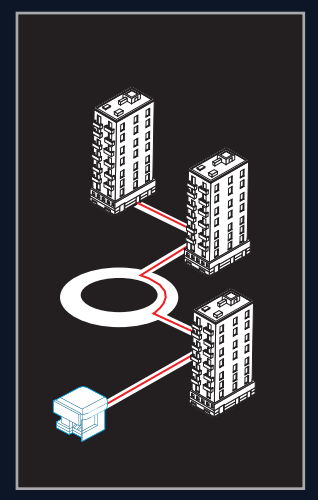


WITH QUICK SEARCH BY NAME OR CODE OF THE USER YOU WISH TO CALL

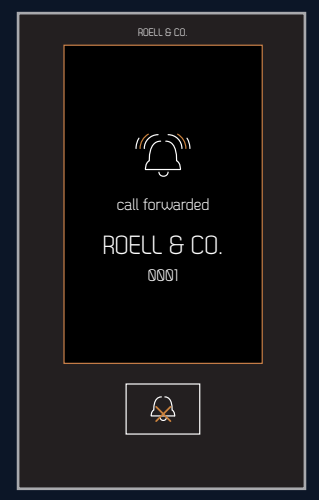


CUSTOMISABLE WELCOME PICTURE

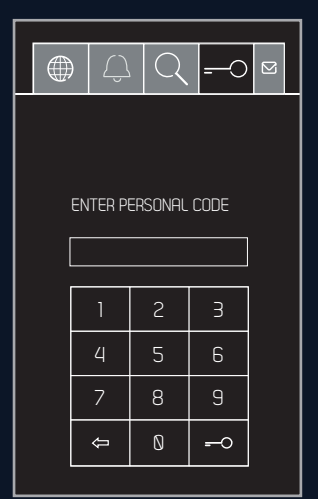
ROUTE INDICATOR SCREEN



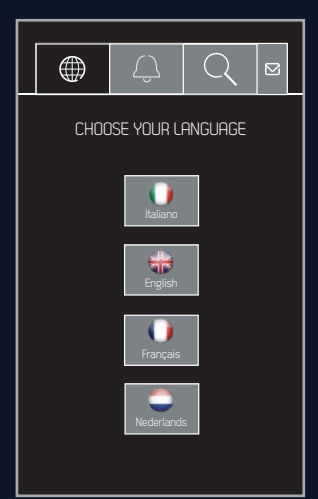
CALL FORWARDING SCREEN



ELECTRONIC OPENING WITH CODE



USER LANGUAGE SELECTION



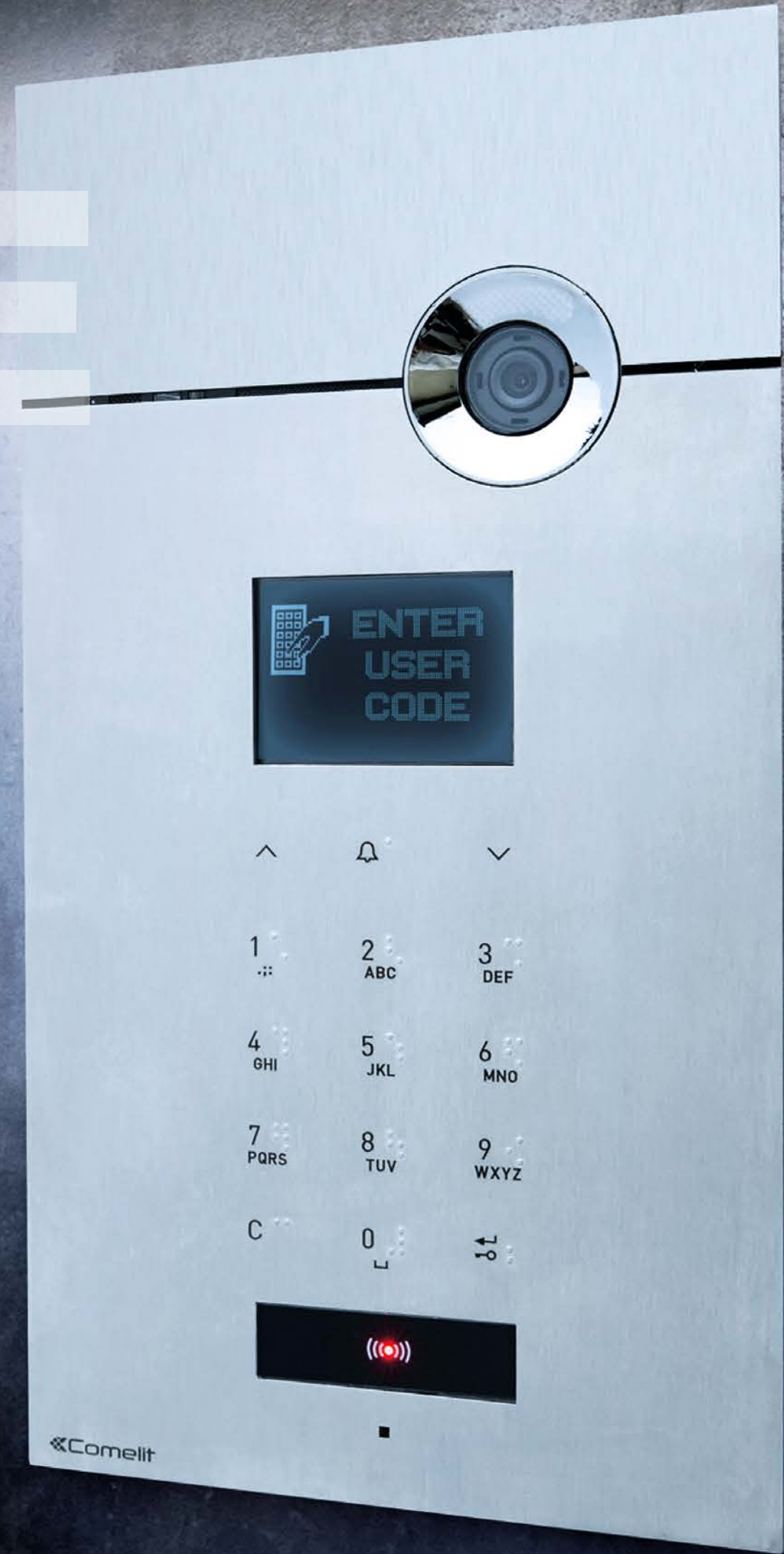
MESSAGE BOARD DISPLAY



SENSE




SENSE



Winner of the “Red Dot Award 2013” and the “Good Design Award 2013”, 2 of the most significant international design awards, this entrance panel highlights the features of technological innovation and the aesthetic quality typical of the 316 range.



reddot design award
product design 2013



Sense is unusual in that it has no mechanical keys, as it utilizes capacitive technology applied to metal for the first time.

- Audio/video external unit in AISI 316 steel
- Two surface finishes: polished (mirror) finish at the top and brushed finish at the bottom
- Backlit 128x64 pixel graphic display
- Alphanumeric keypad made using exclusive “sense” technology: the metal surface itself is touch-sensitive
- Keys with Braille characters
- Voice messages and visual indications for hearing aid users via pictograms on the display
- External unit supplied complete with audio/video module
- Night-time lighting with an accessory that also functions as a rain shield
- Integrated RFID reader
- User interface in 16 languages
- Door unlocking with numeric code or badge
- Sturdy and extremely durable
- Flush-mounted external unit. 4 mm thick. Supplied complete with flush-mounted box
- Dimensions: 7.29”x13.59”

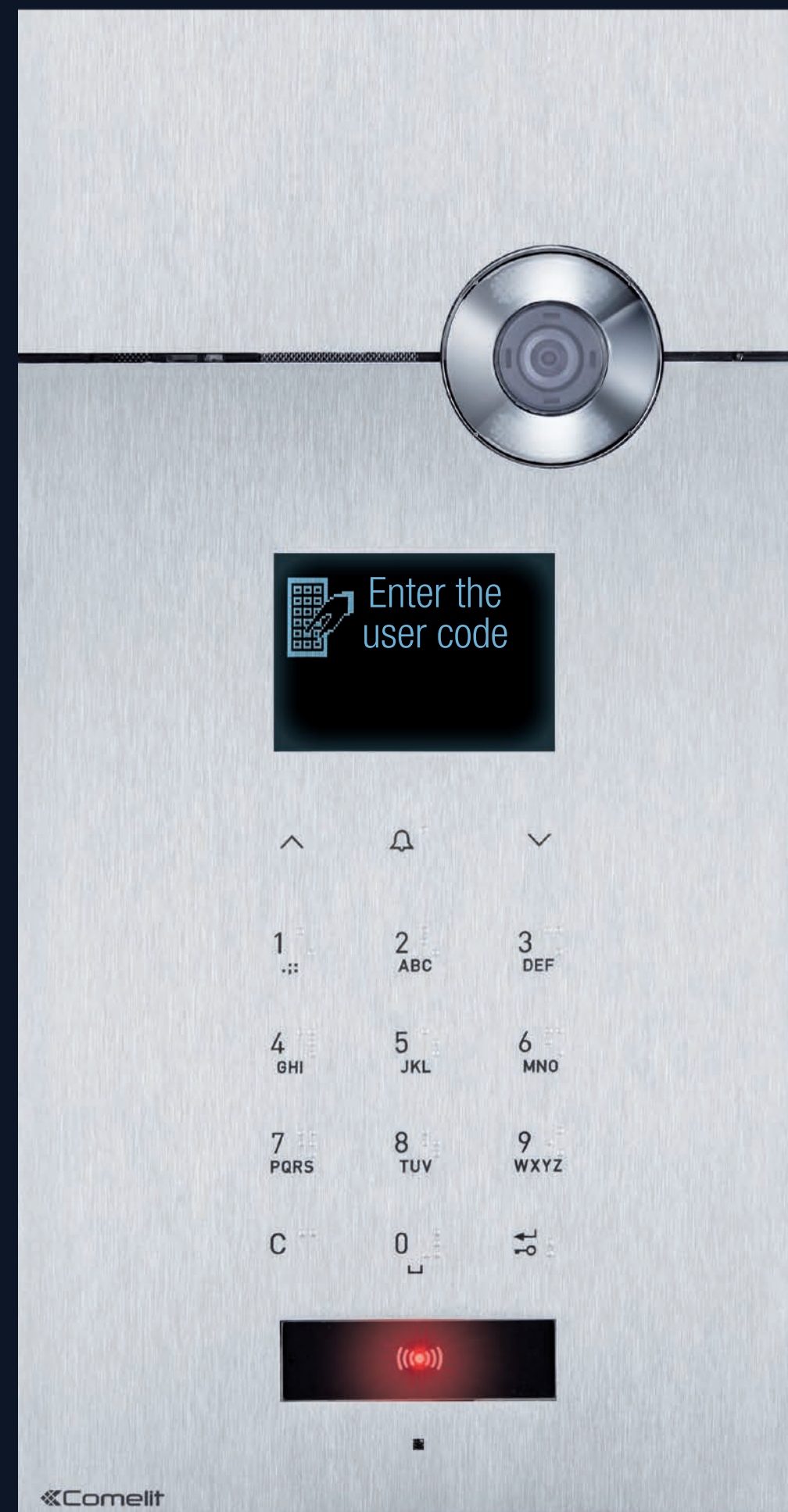
Art. 3451S	316 SERIES SENSE A/V ENTRANCE PANEL, SBC.
Art. 3452HD	316 SERIES SENSE HD A/V ENTRANCE PANEL, VIP.

MONOLITHIC METAL PLATE WITH NO BUTTONS

CONCEALED AUDIO OUTPUT LOUDSPEAKER

4 MM FINISH / BRUSHED STEEL

BRAILLE AND RFID READER



Comelit

**WITH
YOU
ALWAYS**

**WITH YOU ALWAYS.
OUR PROMISE, OUR
COMMITMENT.**

Being **close** to those who choose Comelit for their customers is our daily **commitment**. Our commitment is demonstrated by the fact that we are constantly researching and developing new, easy-to-install, high-performance solutions and offering daily advice and **assistance** on the phone and on site, as well as extremely reliable products and systems of the highest quality, **supporting you step by step in your work**. With You. Always. Because **your success is our success** and your satisfied customers are our satisfied customers.

COMELIT

Comelit USA (USA and Canada)
2021 S Myrtle Ave. Monrovia, CA 91016 USA
Tel. (626) 930-0388 - Fax (626) 930-0488 Toll Free
(888) 692-9739- info@comelitusa.com

