



FULL LINE CATALOG

**domestic and
residential.**



**Video entry
technology**



www.comelitgroup.com





COMELIT

**A GROUP OF MORE THAN 800 PEOPLE
DRIVEN BY THE SAME SPIRIT.**

As for Comelit's DNA, a molecule that has never been lacking is the ability to make people the focus of every decision: not only back in 1956, when the company was made up of just a few people and worked with small businesses, but today as well. Our values and our business vision are the foundation upon which we have developed a well-run, well-structured global organisation, with **10 branch offices**, **6 Research and Development centres**, more than **800 employees** and a commercial presence in **over 90 countries**.

In addition to video door entry systems, we design and build anti-intrusion, video surveillance, home automation, fire protection and access control systems, which makes us a single partner specialising in protecting people and their environment.



reddot design award



Merlion
Awards



DESIGN PLUS



USA

ITALY

FRANCE

SPAIN

SINGAPORE

HONG KONG

VIETNAM

INDONESIA

UNITED KINGDOM

IRELAND

BELGIUM

GERMANY

NETHERLANDS

UNITED ARAB EMIRATES

WITH YOU ALWAYS.

OUR PROMISE, OUR COMMITMENT.

Being close to those who choose Comelit for their customers is our daily commitment. Our commitment is demonstrated by the fact that we are constantly researching and developing new, easy-to-install, high-performance solutions and offering daily advice and assistance on the phone and on site, as well as extremely reliable products and systems of the highest quality, supporting you step by step in your work. **With You. Always.** Because your success and professional satisfaction is our goal and the reason behind our everyday commitment.

**FULL SALES AND
TECHNICAL SUPPORT.**

**NEXT DAY PRODUCT
DELIVERY**

**ALL-ENCOMPASSING
SMART PRODUCT
SOLUTIONS.**

**BESPOKE TECHNICAL
& CPD ACCREDITED
TRAINING COURSES.**

**CONSTANT R&D
INVESTMENT.**



WITH YOU ALWAYS



NO-ONE ELSE OFFERS YOU SO MUCH.

Always being close to our customers means, for us at Comelit, **listening to their requirements**, identifying the solutions which best adapt to their specific needs, **offering the assurance of constant assistance in every situation**, always guaranteeing the quality of our products and systems, and offering a uniquely broad range of services. Because the success and the professional satisfaction of every installer who chooses our brand is our goal and the reason behind our everyday commitment.

WHEN YOU CHOOSE COMELIT, YOU BUY A PRODUCT AND FIND A SOLUTION.

Easy to install and program, state-of-the-art, reliable, extremely versatile and highly integrated products.

Anyone who chooses Comelit solutions knows they can count on having a single representative, who can help them identify the products and systems most suited to their needs and assist them as necessary at all stages of their activity

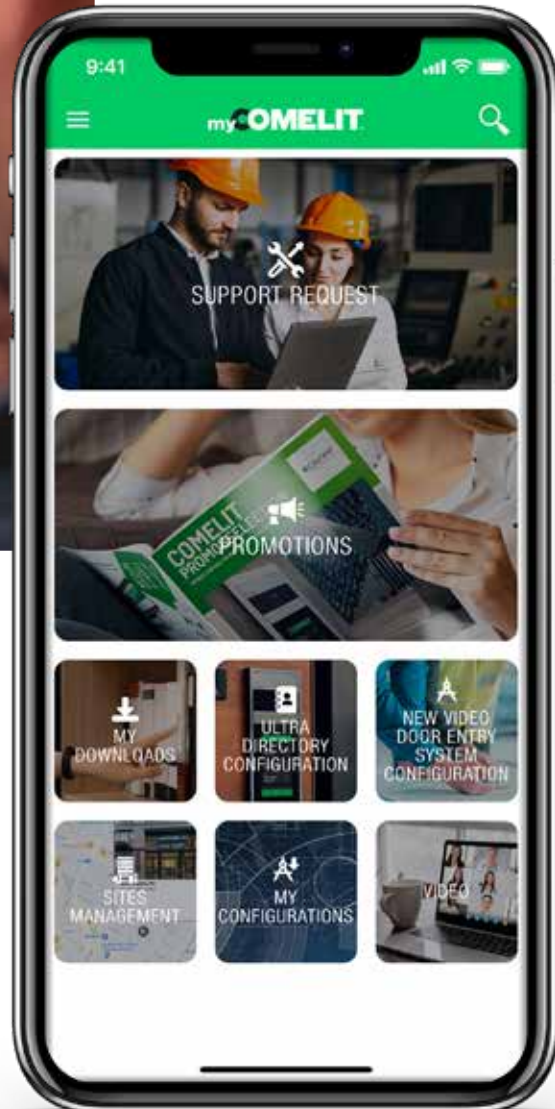



MY COMELIT APP.

THE APP YOU WON'T BE ABLE TO LIVE WITHOUT!

Simple, straightforward and customized.

Thanks to all the services provided, MyComelit makes work easier for all industry professionals: installers, dealers, system integrators, property managers, building managers, wholesalers and architects.



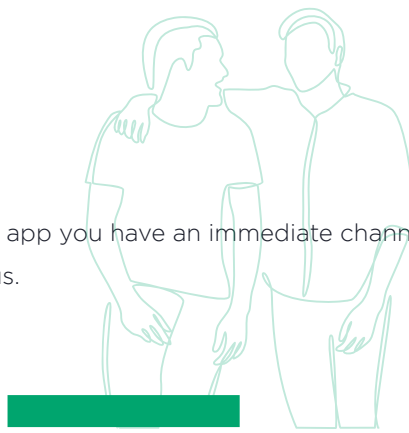
myCOMELIT®

**ENTER THE WORLD
OF MYCOMELIT!**



SUPPORT.

With the MyComelit app you have an immediate channel to request all the support you need directly from us.




MONITORING.



Through the App, it is possible to configure, manage, monitor and update your video door entry systems.

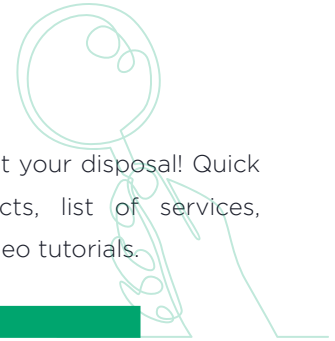
CONFIGURATION.

Configuration is possible via our App to simplify your work and life!



KNOWLEDGE.

An infinite of content at your disposal! Quick search of our products, list of services, company news, and video tutorials.



TECHNICAL ASSISTANCE.

One of Comelit's constant priorities is and always has been the focus on people.

Through the App you can contact a sales representative or the technical support team to get the assistance you need.



CATALOGS.

All Comelit documents are always with you, even when your device is offline!





CONSULTATION GUIDE

12

SINGLE USER SOLUTIONS

FULL KIT SYSTEMS

COMPARATIVE TABLE 14

2-WIRE AUDIO/VIDEO

HFX KITS

BELLO KIT 16

QUADRA KIT 18

SWITCH KIT 24

CIAO KIT 26

VISTO KIT 28

VIP AUDIO/VIDEO

VIP KIT ULTRA 32

KIT VISTO VIP ETHERNET AND WI-FI 36

38

MULTI-TENANT SOLUTIONS

SIMPLEBUS INTERCOM SALES GUIDE 38

SIMPLEBUS INSTALLATION DIAGRAMS 52

VIP INTERCOM SALES GUIDE 54

VIP INSTALLATION DIAGRAMS 72

74

INTERNAL UNITS

SIMPLEBUS

2-WIRE AUDIO/VIDEO

MAXI 76

ICONA 78

MINI 80

MINI HANDSFREE 82

2-WIRE AUDIO

MINI AUDIO 84

MINI AUDIO HANDSFREE 86

VIP

VIP AUDIO/VIDEO

MAXI 76

ICONA 78

MINI 80

MINI HANDSFREE 82

VIP AUDIO

EASYCOM 88

90

EXTERNAL UNITS

SIMPLEBUS

ULTRA	90
3ONE6 TOUCH	104
SWITCH	108
VANDALCOM	118
BELLO	124
QUADRA	126
CIAO	128
VISTO	132

VIP

ULTRA	90
3ONE6 TOUCH	104
SWITCH	108
VANDALCOM	118
QUADRA	126
EMERGENCY	130
VISTO	132

AUDIO AND AUDIO/VIDEO UNITS (COMPARISON TABLE) 134

136

POWER SUPPLY UNITS AND ACCESSORIES

POWER SUPPLY UNITS AND ACCESSORIES

136

148

ACCESS CONTROL



CONTROL PANEL WITH INTEGRATED READER	148
KEYPAD	148
CONTROL PANEL	149
READERS	149
MOUNTING ACCESSORIES	149
VIDEO ENTRY PHONE EXTERNAL UNITS WITH INTEGRATED READER	150
KEYS	153
RF RECEIVERS	154
SOFTWARE AND ACCESSORIES	154

DOOR ENTRY MANAGEMENT PLATFORM FOR **YOUR SITES**

SIMPLIFY THE MANAGEMENT OF YOUR BUILDINGS AND ITS OCCUPANTS

We designed this management platform with ease of use in mind. We created an exclusive product for you, the building manager. A simple and intuitive, but at the same time flexible and safe platform to allow you to manage the Comelit door entry system of your sites in the easiest way.



MANAGE

Manage all of your building in one single platform.



FREEDOM

Update information from any PC, tablet or smartphone.




SHARE

Shared management with your team members.

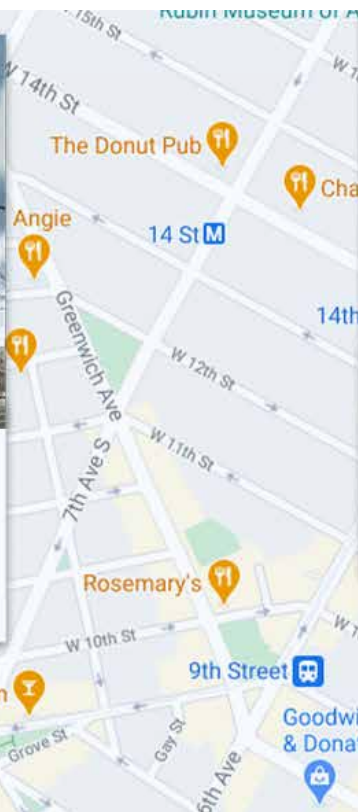


SUPPORT

Dedicated access for the installer for updates or service.



Greenwich Village, NY
92 UNIT, VIP SYSTEM



Union Square, NY
92 UNIT, VIP SYSTEM

1 ✓





Peace of mind

Manage your systems with the new platform developed by Comelit and designed to meet your needs and offer you the peace of mind having everything under control.



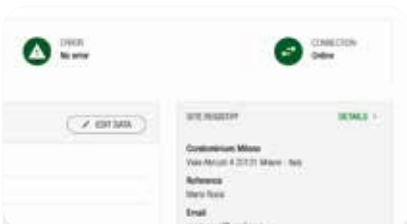
Save money, time and resources

Make the management of your systems and the necessary changes faster and more efficient. Different user roles allow you to share the system with your team and your installation company.



Manage name changes from wherever you are in seconds

Change the name of the tenants with just a few clicks and update the digital panels from anywhere.



Manage the health of your systems in real time

Monitor the status of your system 24/7. And be alerted of any outages that may happen. Keeping you one step ahead!



Interactive map to easily find your properties

Do you manage several buildings and find it difficult to quickly identify the building you're looking for? With this platform it is possible to view all of your buildings on an interactive map.



Setup new tenant's devices with ease

Adding and removing tenants is as easy as entering or removing an email address. Granting access to the new tenants and removing the previous immediately.

PRODUCT CATALOG

GUIDE TO VIDEO ENTRY TECHNOLOGY

VIDEO ENTRY TECHNOLOGY



9



MANAGE YOUR SITES WITH EASE TODAY THANKS TO THE NEW COMELIT DASHBOARD!

DO YOU HAVE ANY QUESTIONS OR WOULD LIKE TO SCHEDULE A DEMO?

We're here to help! From offering expert advice to technical support, we've got you covered.

☎ (626) 930-0388

☎ [Toll Free] (888) 692-9739

✉ info@comelitusa.com

COMELIT APP

THE DOOR ENTRY MONITOR AT YOUR FINGERTIPS.

The Comelit App allows remote management of video entry phone systems via a smartphone or tablet connected to 3G (or more advanced) and Wi-Fi networks. It is available without charge for iOS and Android devices.



Comelit
App



COMELIT APP.
INSTANT CONNECTION WITH YOUR HOME.

ANSWER FROM WHEREVER YOU ARE


Answer the door with your phone wherever you are, you can open the gate or door for the courier to ensure that your package is safe when you're not at home.



MANAGE CAM
Live images from CC...
cameras or entrance panels.

- ★ CLEAN AND MINIMAL DESIGN
- ★ CONTINUOUSLY UPDATED WITH NEW FUNCTIONS
- ★ POSSIBILITY TO CALL MONITORS BY SMARTPHONE
- ★ VIDEO RECORDING FROM YOUR EXTERNAL UNITS
- ★ MISSED CALLS WITH RECORDED NOTIFICATION

...and much more



PRODUCT
CATALOG

GUIDE TO
VIDEO ENTRY
TECHNOLOGY

VIDEO ENTRY
TECHNOLOGY



11



**SAVE BATTERY
AND DATA**
Activation only occurs
when a call is received.



**EASY AND FAST
CONFIGURATION**
Configure the app in a few
simple steps without accessing
the router configuration.



**MANAGE
ACTUATORS**
Controls, lights, gates,
or barriers.



**VIEW RECORDED
CLIPS**
You always know who tried
to reach you by viewing a 10s
recorded video from a missed
call featured by the Comelit app.

THE APPLICATIONS



SINGLE FAMILY TO FOUR FAMILY RESIDENCES



COMMERCIAL ACTIVITIES



THE RANGE



AUDIO AND AUDIO/VIDEO KITS - 2-WIRE SYSTEMS
SIMPLEBUS SYSTEM
FROM 1 - 4 USERS



AUDIO AND AUDIO/VIDEO KITS - CATEGORY 5 CABLE SYSTEMS
AVAILABLE IN SINGLE-FAMILY
REMOTE ANSWERING FROM SMARTPHONE (APP) OR PC/MAC

Comelit App

Comelit APP is a free App that allows you to answer calls from video entry phones, call other video entry phones or other devices on which the App is installed. It is also allows you to manage any indoor or outdoor cameras installed in your home.



MORE INFORMATION ON PAGE 10







PC Intercom

All door entry monitor functions can also be managed and implemented on a PC/MAC using the special PC-Intercom software (code 1454K). The software is available on USB memory stick.



INDIVIDUAL SYSTEMS

	 	 
Wiring	2-wire	Cat. 5 or higher
Type	Audio/video kit	Audio/video kit
Available versions	single-family	single-family
Expandable to	up to 4 users (without changing P.E.)	up to 4 users (without changing P.E.)
Internal units/Devices per user	4 internal units	16 devices (Smartphone/Tablet)
Number of internal units activated by call	1	Up to 4
Intercom function as standard	Yes	Yes
Integration with access control	No	Yes
Integration with anti-intrusion	No	Yes
Integration with video surveillance	Yes	Yes
Integration with SIP devices	No	Yes
Remote connection and updating	No	Yes
Local and remote (via App) answering of call from door entry monitor	Yes	Yes
Local and remote (via PC/Mac) answering of call from door entry monitor	No	No

PRODUCT
CATALOG

GUIDE TO
VIDEO ENTRY
TECHNOLOGY

VIDEO ENTRY
TECHNOLOGY






13

SINGLE USER SOLUTIONS




GUIDE TO VIDEO ENTRY TECHNOLOGY





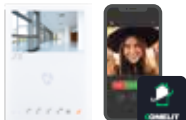


2-WIRE KITS

				
	BELLO MAXI KIT	BELLO MINI HANDSFREE KIT	BELLO MINI HANDSFREE WIFI KIT	
KIT CODES	HFX-9500M	HFX-700B	HFX-700W	
FURTHER INFORMATION	Page 17	Page 17	Page 17	
WIRING	2-wire Digital	2-wire Digital	2-wire Digital	
EXPANDABILITY	4 Residences 8 Internal units per residence 4 External units in total	4 Residences 4 Internal units per residence 4 External units in total	4 Residences 4 Internal units per residence 4 External units in total	

EXTERNAL UNITS

				
	EX-B	EX-B	EX-B	
FURTHER INFORMATION	Page 124	Page 124	Page 124	

INTERNAL UNITS

				
				
	EX-9000H	EX-7000H	EX-7000HW	
MONITOR	LCD 7" 16:9	LCD 4,3" 16:9	LCD 4,3" 16:9	
FURTHER INFORMATION	Page 76	Page 82	Page 82	
REPLY FROM REMOTE (SMARTPHONE/TABLET)	-	-	Yes	
USERS	1	1	1	

ANALOG AND DIGITAL KITS



UP TO
4
USERS



PRODUCT
CATALOG

GUIDE TO
VIDEO ENTRY
TECHNOLOGY

VIDEO ENTRY
TECHNOLOGY















15

COLOR VIDEO KITS

AUDIO KITS

VISTO KITS

					
	QUADRA MAXI KIT	QUADRA MINI HANDSFREE KIT	QUADRA MINI HANDSFREE WIFI KIT	CIAO MINI AUDIO HANDSFREE KIT	VISTO KIT
	HFX-9000M	HFX-7000M	HFX-7000MW	KCA2071A	VISTOKIT/U
	Page 19	Page 19	Page 19	Page 26	Page 31
	2-wire Digital	2-wire Digital	2-wire Digital	2-wire Digital	Wi-Fi
	4 Residences 8 Internal units per residence 4 External units in total	4 Residences 4 Internal units per residence 4 External units in total	4 Residences 4 Internal units per residence 4 External units in total	1 Residences 24 Internal units per residence 1 External units in total	N External units
					
	EX-DSME	EX-DSME	EX-DSME	CIAO	VISTO
	Page 126	Page 126	Page 126	Page 128	Page 132
					
	EX-9000H	EX-7000H	EX-7000HW	MINI AUDIO HF	-
	LCD 7" 16:9	LCD 4,3" 16:9	LCD 4,3" 16:9	-	-
	Page 76	Page 82	Page 82	Page 86	Page 30
	-	-	Yes	-	Yes
	1 to 4	1 to 4	1 to 4	1 to 8	1



HFX KITS

HFX-700W



- ADD-ON DOOR STATION: EX-B
- ADD-ON MONITOR: EX-7000H
- TO EXPAND UP TO A TOTAL OF 8 MONITORS ADD: 1209/8

**UP TO
15 DEVICES**

**SEE, TALK AND OPEN
THE DOOR FROM
ANYWHERE**



HFX-700B



- ADD-ON DOOR STATION: EX-B
- ADD-ON MONITOR: EX-7000H
- TO EXPAND UP TO A TOTAL OF 8 MONITORS ADD: 1209/8



HFX-9500M



- ADD-ON DOOR STATION: EX-B
- ADD-ON MONITOR: EX-9000H





HFX KIT

HFX-9500M HFX-700B HFX-700W



BELLO

Page 124



MAXI

Page 76



MINI
HANDSFREE
WI-FI

Page 82



MINI
HANDSFREE

Page 82

2-wire color video entry monitor, comprised of Bello entrance panel and the monitors (Maxi, Mini, Mini Handsfree). The kits can be expanded with additional external units.

Installation systems



Technical
Manual



IN THE BOX (KIT COMPOSITION)

		BELLO MAXI KIT	BELLO MINI HANDSFREE KIT	BELLO MINI HANDSFREE WI-FI KIT
CODE	DESCRIPTION	HFX-9500M	HFX-700B	HFX-700W
EX-B	BELLO OUTDOOR ENTRANCE PANEL KIT, SIMPLEBUS 2	1	1	1
1209/4	4 OUTPUT POWER SUPPLY FOR 2-WIRE VIDEO KIT		1	1
1209/8	8 OUTPUT POWER SUPPLY FOR 2-WIRE VIDEO KIT	1		
EX-9000H	7" MAXI MONITOR. S2 SYSTEM	1		
6118	MAXI, PLANUX, SMART, ICONA CLIPS FOR DRYWALL	1		
6820	S2 & VIP MAXI MONITOR WALL SUPPORT	1		
EX-7000H	COLOUR HANDS-FREE MINI MONITOR, S2		1	
EX-7000HW	MINI HANDSFREE WI-FI MONITOR. S2			1
1216	SIMPLEBUS2 LINE TERMINATION TERMINAL	1	1	1



EXPANDABLE HFX KITS

1-4 FAMILY KIT



HFX-7000MW



- ADD-ON DOOR STATION: EX-DSQE
- ADD-ON MONITOR: EX-7000H
- ADD-ON MONITOR WITH WI-FI FOR MULTI-FAMILY: EX-7000HW
- TO EXPAND UP TO A TOTAL OF 8 MONITORS ADD: 1209/8

BUTTONS ON DOOR STATION ARE INTERCHANGEABLE
BETWEEN 1,2 & 4 BUTTONS RIGHT OUT OF THE BOX.

**UP TO
15 DEVICES**

**SEE, TALK AND OPEN
THE DOOR FROM
ANYWHERE**



HFX-7000M



- ADD-ON DOOR STATION: EX-DSQE
- ADD-ON MONITOR: EX-7000H
- TO EXPAND UP TO A TOTAL OF 8 MONITORS ADD: 1209/8

BUTTONS ON DOOR STATION ARE INTERCHANGEABLE
BETWEEN 1,2 & 4 BUTTONS RIGHT OUT OF THE BOX.



HFX-9000M



- ADD-ON DOOR STATION: EX-DSQE
- ADD-ON MONITOR: EX-9000H

BUTTONS ON DOOR STATION ARE INTERCHANGEABLE
BETWEEN 1,2 & 4 BUTTONS RIGHT OUT OF THE BOX.





HFX KIT

HFX-9000M HFX-7000M HFX-7004M HFX-7000MW



QUADRA

Page 126



MAXI

Page 76



MINI
HANDSFREE
WI-FI

Page 82



MINI
HANDSFREE

Page 82

2-wire color video entry monitor, comprised of Quadra entrance panel and the monitors (Maxi, Mini, Mini Handsfree). The kit can be used to create systems for up to 4 residences, each with 4 monitors (1 main, 3 secondary), without the addition of any further devices. The kits can be expanded with additional external units.

Installation systems



Technical
Manual



IN THE BOX (KIT COMPOSITION)

		QUADRA MAXI KIT	QUADRA MINI HANDSFREE KIT	QUADRA MINI HANDSFREE KIT	QUADRA MINI HANDSFREE WI-FI KIT
CODE	DESCRIPTION	HFX-9000M	HFX-7000M	HFX-7004M	HFX-7000MW
EX-DSME	2-WIRE QUADRA EXTERNAL UNIT	1	1	1	1
1209/4	4 OUTPUT POWER SUPPLY FOR 2-WIRE VIDEO KIT		1	1	1
1209/8	8 OUTPUT POWER SUPPLY FOR 2-WIRE VIDEO KIT	1			
EX-9000H	7" MAXI MONITOR. S2 SYSTEM	1			
6118	MAXI, PLANUX, SMART, ICONA CLIPS FOR DRYWALL	1			
6820	S2 & VIP MAXI MONITOR WALL SUPPORT	1			
EX-7000H	COLOUR HANDS-FREE MINI MONITOR, S2		1	4	
EX-7000HW	MINI HANDSFREE WI-FI MONITOR. S2				1
1216	SIMPLEBUS2 LINE TERMINATION TERMINAL	1	1		1



SINGLE USER SOLUTIONS

GUIDE TO VIDEO ENTRY TECHNOLOGY

2-WIRE KITS - HFX KIT ADDITIONAL CODES

ACCESSORIES		
EX-9000H		
	6817	FLUSH-MOUNTED BOX FOR MAXI MONITOR Flush-mounted box in black ABS. Dimensions: 212x115x50mm
	6820	S2 & VIP MAXI MONITOR WALL SUPPORT Wall support for Maxi monitor in ABS UV resistant. White RAL 9003 colour.
	6812	DESK BASE FOR MAXI MONITOR Desk base for desktop conversion of Maxi monitor. Dimensions: 105x75x110 mm.
MINI HANDSFREE		
	6732A	DESK BASE FOR HANDS-FREE MINI MONITOR. S2 Desk base installation accessory for hands-free Mini monitor in Simplebus 2 system.
COMMON ACCESSORIES		
	1209/4	4 OUTPUT POWER SUPPLY FOR 2-WIRE VIDEO KIT Power supply for 2-wires video kit, 4 monitor outputs.
	1209/8	8 OUTPUT POWER SUPPLY FOR 2-WIRE VIDEO KIT Power supply for 2-wires video kit, 8 outputs for the monitors.
	1256	ACTUATOR RELAY. SIMPLEBUS 1 AND 2 Intelligent Simplebus device for controlling a relay on board (12÷24 VAC/VDC - 10A max). For use and programming of the function required, follow the indications given in the technical documentation. It can be used in Simplebus system. Power supply: 12 VAC or 20 VDC. Dimensions: 66x85x35mm (4 DIN modules). Line branch terminal art. 1214/2C in equipment.
	1404	SIMPLEBUS2 DIGITAL SWITCHING DEVICE Audio/video switching module for Simplebus 2 digital systems. To be used in systems with more than one entrance. Power supply from bus line. Dimensions: 60x85x35 mm (4 DIN modules).
	1405	DIGITAL EXCHANGE 2 QUADRA INPUTS. S2 Audio/video switching module for audio/video kit systems. For use in systems with a maximum of 2 entrances with Quadra series external unit. Power supply from bus line. Dimensions: 35x90x58mm (2 DIN modules).
	1409	MODULE FOR REMOTE CAMERAS. SIMPLEBUS 2 Remote camera module for Simplebus 2 2-wire digital systems. Allows management of up to 3 colour cameras in cyclical sequence from door entry monitors using a dedicated button. 12 Vac or 20 Vdc power supply. Dimensions: 60x85x35 mm (4 DIN modules).



A large area consisting of 30 horizontal light gray lines, intended for handwritten notes.

PRODUCT CATALOG

GUIDE TO VIDEO ENTRY TECHNOLOGY

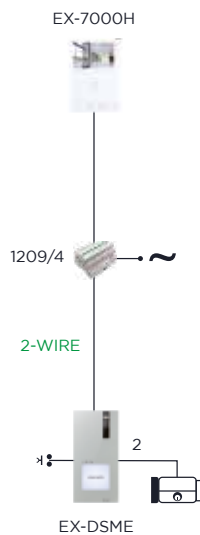
VIDEO ENTRY TECHNOLOGY



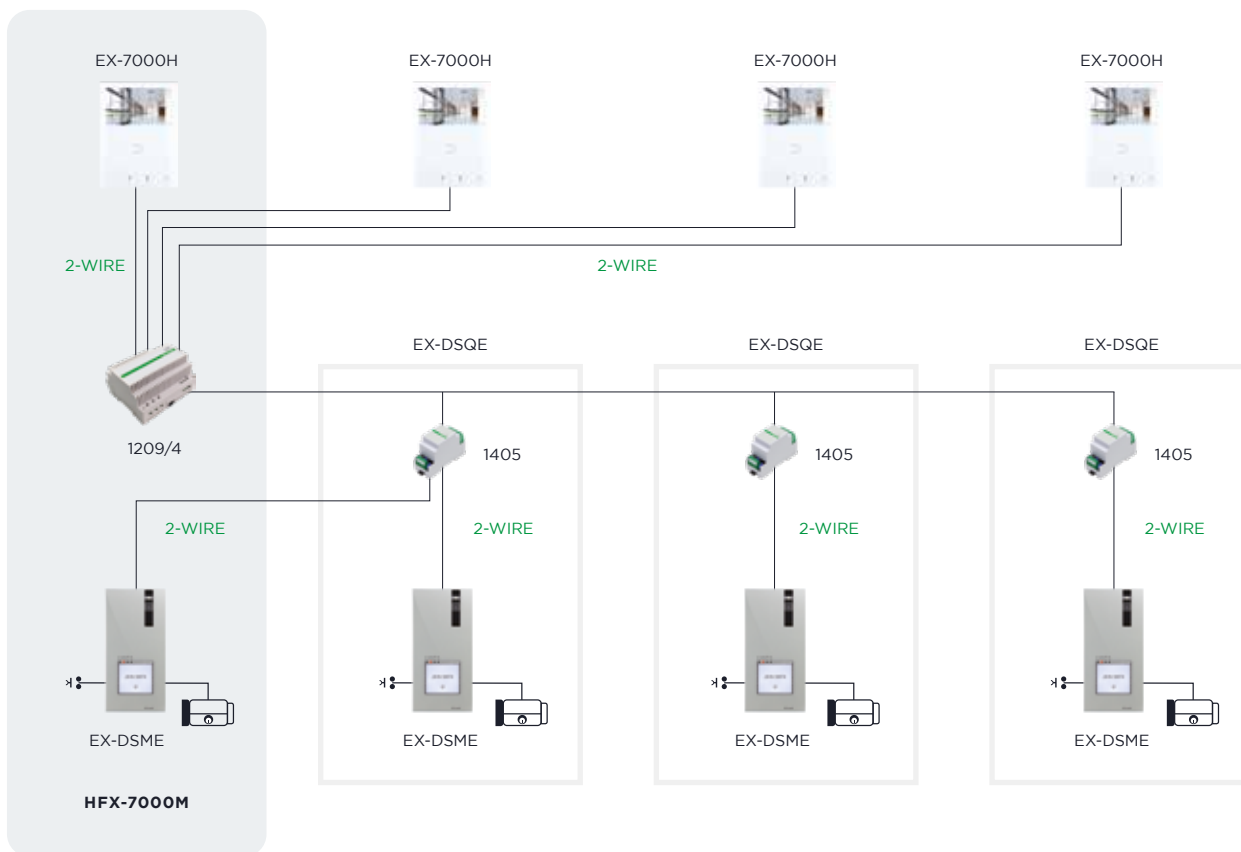
—
21

2-WIRE KITS - HFX KIT ADDITIONAL CODES

HFX-7000M BASIC LAYOUT

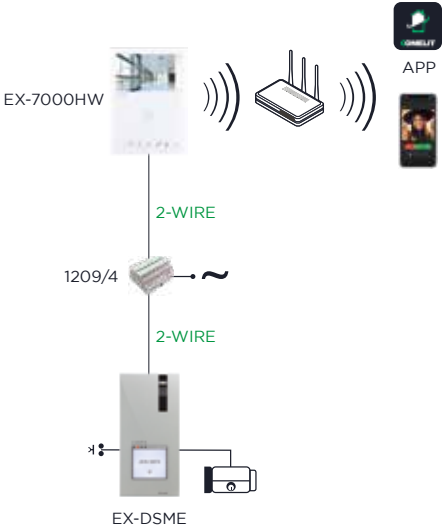


MULTI USER LAYOUT

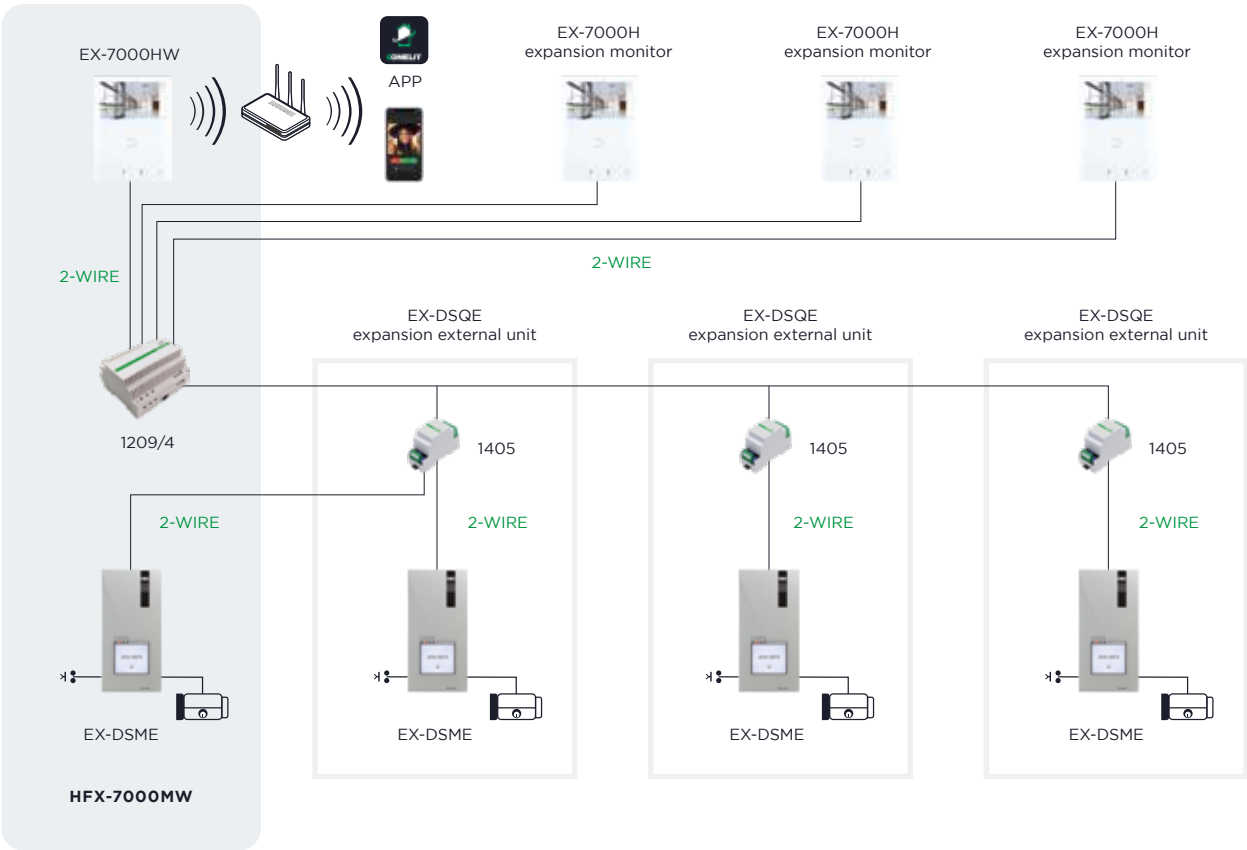




HFX-7000MW BASIC LAYOUT (SINGLE USER)



FULL SYSTEM LAYOUT (SINGLE USER)



SWITCH KIT

KVS2001 KVS2001KP KVS2011 KVS2011KP



SWITCH

Page 108



MINI
HANDSFREE
WI-FI

Page 82



MINI
HANDSFREE

Page 82

This Video Entry Kit consists of a Mini Hands-Free monitor and the new Switch 1 button entrance panel. Also available with Mini Hands-Free Wi-Fi version, and with and without electronic keypad.

Installation systems



Technical
Manual



IN THE BOX (KIT COMPOSITION)

CODE	DESCRIPTION	SWITCH MINI HANDSFREE KIT	SWITCH KEYPAD MINI HANDSFREE KIT	SWITCH MINI HANDSFREE WI-FI KIT	SWITCH KEYPAD MINI HANDSFREE WI-FI KIT
		KVS2001	KVS2001KP	KVS2011	KVS2011KP
IX9150	FLUSH-MOUNTED BOX FOR FRONT PLATE 1-2-3-4 BUTT.	1	1	1	1
IX0101	STAINLESS STEEL FRONT PLATE WITH 1 BUTTON	1		1	
IX0101KP	STAINLESS STEEL FACEPLATE, 1 BUT. + ELECTRONIC KEY		1		1
4681/4	A/V UNIT FOR MAX. 4 USERS. 2 WIRES	1	1	1	1
SK9015	SIMPLEKEY ADAPTER WITH POWER SUPPLY UNIT 1210		1		1
1210	2-WIRE POWER SUPPLY UNIT	1	1	1	1
6741W	SB2 MINI HANDSFREE WI-FI DOOR ENTRY MONITOR			1	1
6721W	MINI HANDSFREE MONITOR, 2-WIRE	1	1		



ACCESSORIES

SWITCH



1250U

AUDIO OR AUDIO/VIDEO UNIT ADAPTER

Adapter supplied with the Switch entrance panel, for use when securing the audio or audio/video modules - not supplied - depending on the type of wiring applied (Simplebus digital 2-wire or ViP).



3061M

MASTER BUTTON WITH NAMEPLATE

Master button that can be used in both 2-wire and ViP digital systems, consisting of a nameplate and a steel pressure call button. The brightness of the white LED is adjustable on the back. The installation is foreseen on 2.5 mm thick metal plates.



3061S

SLAVE BUTTON WITH NAMEPLATE

Slave button that can be used in both 2-wire and ViP digital systems, consisting of a nameplate and a steel pressure call button. The brightness of the white LED is adjustable on the back. The installation is foreseen on 2.5 mm thick metal plates.



3058

NAMEPLATE FOR BUTTON 3061M-3061S-3061A

Spare nameplate for button 3061M - 3061S - 3061A. Pack of 5 units



3059

LABEL SHEETS FOR 3061 AND INOX ENTRANCE PANEL

MINI HANDSFREE



6734W

ADD. BUTTONS KIT HANDS-FREE MINI MONITOR, WHITE

Accessory for conversion of the monitors of the Mini series Art 6721W and 6721W/BM into 8-button versions. Includes an 8-button faceplate and an electronic module for button activation, which can be installed quickly without the need to open the monitor casing.



6732A

DESK BASE FOR HANDS-FREE MINI MONITOR. 2-WIRE

Desk base installation accessory for hands-free Mini monitor in 2-wire system.



CIAO KIT

KCA2061A KCA2071A



CIAO

Page 128



MINI AUDIO
HANDSFREE

Page 86



MINI AUDIO
WITH HANDSET

Page 84

A door-entry phone to suit every entrance panel! The compact Ciao entrance panel is also available in a single-family audio kit version. Comelit is here to help you find the perfect match in terms of the entrance panel and the indoor entry phone.
For the Ciao audio entrance panel, we chose the modern Mini Audio door-entry phone. Brought together by simplicity and minimal design, the two products are the perfect combination for anyone looking for a simple yet modern solution.

Installation systems



Technical
Manual



IN THE BOX (KIT COMPOSITION)

		CIAO MINI AUDIO KIT 2-WIRE 1 USER	CIAO MINI AUDIO HANDSFREE KIT 2-WIRE 1 USER
CODE	DESCRIPTION	KCA2061A	KCA2071A
CA2100A	1/2/4/8-BUTTON CIAO ENTRANCE PANEL. S2	1	1
2738W/A	SIMPLEBUS2 MINI DOOR ENTRY PHONE WITH HANDSET	1	
6751W	HANDS-FREE MINI DOOR-ENTRY PHONE. S2 (1210)		1
CA9210	2 DOUBLE-HEIGHT BUTTONS FOR CIAO ENTRANCE PANEL	1	1
CA9213	1 LARGE BUTTON FOR CIAO ENTRANCE PANEL	1	1
1209	SIMPLEBUS2 VIDEO KIT POWER SUPPLY UNIT	1	1

VIDEO
KIT

ACCESSORIES



CA2100A

1/2/4/8-BUTTON CIAO ENTRANCE PANEL. S2

Ciao series outdoor audio entrance panel for Simplebus 2 system and designed for 1- to 8-call systems. Front panel in technopolymer, resistant to atmospheric agents (IP54 protection rating and paint with anti-UV treatment) and acts of vandalism (IK08 protection rating). Smart button programming function. Wall installation support included. Buttons for configuration in 1, 2, 4 or 8 calls available to purchase separately.



CA2200A

2/4/8/16-BUTTON CIAO MODULE. S2

Ciao series button module for Simplebus 2 system. Front panel in technopolymer, resistant to atmospheric agents (IP54 protection rating and paint with anti-UV treatment) and acts of vandalism (IK08 protection rating). To be finished with 2/4/8/16 call buttons (art. CA9210, CA9211, CA9212 and 2 x CA9212 respectively), available to purchase separately. Supplied with a surface mounting bracket. Can be installed alongside (horizontally or vertically) up to 4 button modules. For use in conjunction with art. CA2100A.



4791A

ADAPTER PLATE FOR EXTRA-CIAO-QUADRA

Plate allowing installation of the Extra, Ciao and Quadra external units in 1- and 2-module flush-mounted boxes by Comelit, Bticino and Urmet. Dimensions (LxHxP): 137x236x2.5 mm.



CA9190

RAIN SHIELD FOR CIAO ENTRANCE PANEL

Aluminium rain shield for Ciao entrance panel.



CA9213

1 LARGE BUTTON FOR CIAO ENTRANCE PANEL

Large button for use with the Ciao series entrance panel.



CA9210

2 DOUBLE-HEIGHT BUTTONS FOR CIAO ENTRANCE PANEL

Double-height buttons for use with the Ciao series entrance panel.



CA9211

4 SINGLE BUTTONS FOR CIAO ENTRANCE PANEL

Single buttons for use with the Ciao series entrance panel.




CA9212


4 DOUBLE BUTTONS FOR CIAO ENTRANCE PANEL

Double buttons for use with the Ciao series entrance panel.

Art. KCA2061A



Art. KCA2071A

PRODUCT
CATALOGGUIDE TO
VIDEO ENTRY
TECHNOLOGYVIDEO ENTRY
TECHNOLOGY

27

VISTO KIT

VISTOKIT/U VS8101



VISTO
Page 132



VISTO APP

Wherever you are, Visto lets you see, hear, speak with your visitors and open your door easily from the comfort of your own smartphone; whether you're at home, work, outdoors, or on holiday.

Installation systems



Technical
Manual



VISTO WITH BELL KIT (CODE VISTOKIT/U)

Kit composed of art. Visto (smart doorbell), 3532 (chime), 3534 (power supply). Italian designed smart doorbell which allow audio/video communication from the door to the smartphone/tablet using the Wi-Fi network. Complete with wireless bell and power supply. With the Visto app, you will always be in touch with what is going on at your house, even if you are across town or in another country. Dark graphite RAL9011 color.

IN THE BOX (KIT COMPOSITION)		
CODE	DESCRIPTION	VISTOKIT/U
VISTO WIFI	EXTERNAL UNIT FOR WI-FI VISTO KIT	1
3532	ADDITIONAL WIRELESS BELL FOR VISTO KIT	1
3534	24VDC POWER SUPPLY UNIT WITH EU-UK-US PLUG	1



ACCESSORIES

**VISTOCAM****ADDITIONAL CAMERA FOR KITVISTO**

Visto Cam is an indoor camera that allows you to watch over the inside of the home or the workplace for greater comfort and safety. Check what your children are doing or what problems the pet may have created. Always be at home, even when you are around t

**VISTOCAM/E****OUTDOOR CAMERA FOR VISTO SYSTEM**

The Visto outdoor camera allows you to have alternative views of the exterior of the house, the workplace and yard. It allows a high level of security and monitoring of areas such as walkways, garages, entrances and alleys.

**VISTOCAM360****3D VIEW INDOOR SMART CAMERA. VISTO SYSTEM**

A revolutionary camera that allows you to view and rotate in every direction and communicate with those around the camera. With the VistoCam 3D View you can monitor 24/7 with the quality of the 4 Mega Pixel Camera from your phone app. It is also equipped with a MicroSD slot to record what happens even when there is no connection.

**COMELIT
VISTO
APP****APP FOR VISTO SERIES SYSTEMS****3522****ADAPTER FOR WI-FI VISTO KIT**

Voltage adapter for Visto smart doorbell. Input voltage 12-20 VAC, output for powering the Visto smart doorbell. It is possible to control already existing bells. Case in plastic material, dark graphite RAL9011 color. Dimensions: 2.32x1.57x0.55 inch.

**3532****ADDITIONAL WIRELESS BELL FOR VISTO KIT**

Wireless additional bell for Visto smart doorbell, 433 MHz operating frequency, adjustable volume, various selectable melodies, powered by 2 batteries (size AA, 1.5V, not included), wall mounting, white/silver color.

**3527B****DARK GRAPHITE COVER FOR VISTO EXTERNAL UNIT**

Cover replacement for Visto smart doorbell. Plastic material, dark graphite RAL9011 color.

**3527S****SILVER MIST COVER FOR VISTO EXTERNAL UNIT**

Cover replacement for Visto smart doorbell. Plastic material, silver mist RAL9006 color.

**3528****ADAPTER PLATE FOR VISTO KIT**

Plate for the installation of the Visto smart doorbell on existing recessed boxes type 503 (horizontal and vertical) with interaxis of 3.28 inch, square boxes with interaxis of 2.44 inch, box type 502/German/round with interaxis of 2.36 inch. Made of PMMA, white color.



SINGLE USER SOLUTIONS

GUIDE TO VIDEO ENTRY TECHNOLOGY

VISTO KIT (CONT.)



3525

LEFT-RIGHT ADJUSTABLE BRACKET FOR VISTO

Left/right adjustable bracket for Visto smart doorbell, 20° horizontal inclination, plastic material, silver mist RAL9006 color.



3526

UP-DOWN ADJUSTABLE BRACKET FOR VISTO

Up/down adjustable bracket for Visto smart doorbell, 10° vertical inclination, plastic material, silver mist RAL9006 color.



3534

24VDC POWER SUPPLY UNIT WITH EU-UK-US PLUG

Power supply for Visto smart doorbell, input voltage 110-240 VAC, output voltage 24 VDC. Interchangeable plugs for the European, English and American markets supplied.



3530

WALL BRACKET FOR VISTO CAMERA

Spare bracket for VISTOCAM camera, plastic base, steel joint.



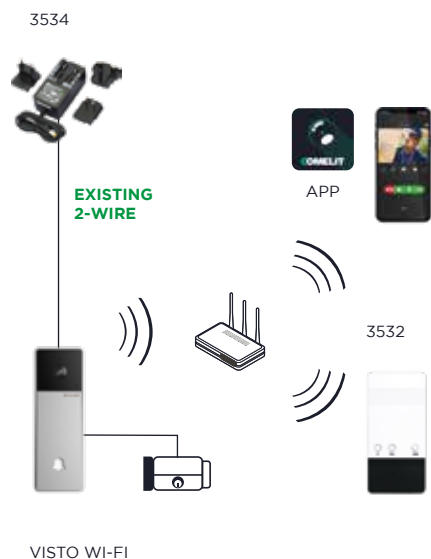
Visto App

The Visto app is the main interface which allows users to easily interact with the Visto smart doorbell and additional cameras. It allows full two-way communication with HD resolution video and crystal clear audio. It is possible to view the images of all the cameras of the Visto smart doorbells and of the additional cameras which might be in the system. You can view all recorded images and videos stored on your device or on the cloud.





Art. VISTOKIT/U



KIT VIP

	KIT VISTO VIP ETHERNET MINI HANDSFREE WIFI VIP	VISTO ETHERNET EXTERNAL UNIT. VIP SYSTEM
KIT CODES	KVV8101	VS8101
FURTHER INFORMATION	Page 36	Page 36
EXTERNAL UNITS		
	VISTO	VISTO
FURTHER INFORMATION	Page 132	Page 132
ANSWERING MODES		
REPLY FROM REMOTE (SMARTPHONE/TABLET)	Yes	
	 COMELIT APP	
	MINI HANDSFREE WIFI	
MONITOR	LCD 4,3" 16:9	
FURTHER INFORMATION	Page 82	



VIP KIT ULTRA

KVU8508



IP intercom kit for commercial and residential use, featuring an Ultra external unit, an internet gateway and a Mini internal unit running on a PoE CAT5 network. In addition to the internal unit, call is also forwarded to the Comelit app for use on a smartphone or tablet. Apps can be downloaded from Google Play – IOS AppStore and will be permanently free of charge. Up to 15 different apps are supported. Panel supports 1 lock + 1 additional NO/NC output trigger. This Kit also allows to generate up to 4 temporary access QR codes, managed through the same Comelit app, with customizable expiry date and time scheduling properties. Once connected, the system can be remotely managed through the mysites web interface or the MyComelit installer app. The system can be expanded by adding other internal or external units without limits.

**A wired internet connection is needed for app operation, access control and remote management.*

Installation systems



Technical Manual



IN THE BOX KVU8508 (KIT COMPOSITION)

SOURCE MOUNTING SINGLE FAMILY ULTRA KIT WITH MINI HANDSFRE MONITOR		
CODE	DESCRIPTION	KVU8508
UT8020	IP (VIP) ULTRA AUDIO/VIDEO MODULE	1
6722W	MINI HANDSFREE BM MONITOR, VIP	1
1456S	APARTMENT SLAVE GATEWAY FOR VIP SYSTEM	1
1441B	30W VIP SYSTEM POWER SUPPLY UNIT	1
UT9171	WALL HOUSING FOR 1 ULTRA MODULE	1
UT9212	DOUBLE ULTRA BUTTON	1



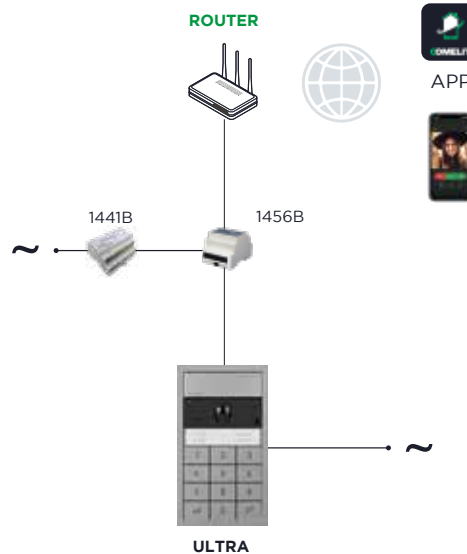
VIP KIT ULTRA

KVU8509



ULTRA

Page 90



Expandable IP intercom kit for commercial and residential use, featuring an Ultra external unit with access control keypad, a Multi User Gateway (MUG), with one license. Call is forwarded to the Comelit App for use on a smartphone or tablet. Apps can be downloaded from Google Play - IOS AppStore and will be permanently free of charge. Up to 15 different apps are supported. Panel supports 2 locks + 2 additional NO/NC output triggers. This Kit also allows to generate up to 4 temporary access QR codes or pin codes, managed through the same Comelit app, with customizable expiry date and time scheduling properties. Once connected, the system can be remotely managed through the mysites web interface or the MyComelit installer app. The system can be expanded by adding other internal or external units without limits or by adding up to 399 users by purchasing additional licenses for the MUG.

**A wired internet connection is needed*

Installation systems



Technical Manual



PRODUCT CATALOG

GUIDE TO VIDEO ENTRY TECHNOLOGY

VIDEO ENTRY TECHNOLOGY



33

IN THE BOX KVU8509 (KIT COMPOSITION)







SOURCEFACE MOUNTING SINGLE FAMILY ULTRA KIT		
CODE	DESCRIPTION	KVU8509
UT8020	IP (VIP) ULTRA AUDIO/VIDEO MODULE	1
1441B	30W VIP SYSTEM POWER SUPPLY UNIT	1
UT9279M	ULTRA NUMERICAL KEYPAD MODULE	1
UT9172	WALL HOUSING FOR 2 ULTRA MODULES	1
UT9212	DOUBLE ULTRA BUTTON	1
1456B	MULTI-USER GATEWAY FOR VIP SYSTEM	1
1456B/M1	SINGLE MASTER LICENCE FOR 1456B	1

SINGLE USER SOLUTIONS

GUIDE TO VIDEO ENTRY TECHNOLOGY



KIT VIP



	SOURFACE MOUNTING SINGLE FAMILY ULTRA KIT WITH MINI HANDSFREE MONITOR	SOURFACE MOUNTING SINGLE FAMILY ULTRA KIT
KIT CODES	KVU8508	KVU8509
FURTHER INFORMATION	Page 32	Page 33
EXTERNAL UNITS		
		
	ULTRA	ULTRA
FURTHER INFORMATION	Page 90	Page 90
ANSWERING MODES		
REPLY FROM REMOTE (SMARTPHONE/TABLET)	Yes	Yes
	  COMELIT APP	  COMELIT APP
MONITOR	MINI HANDSFREE	NOT INCLUDED IN KIT (OPTIONAL)
DISPLAY	LCD 4,3" 16:9	-
INTERNET CONNECTION	Wired	Wired
ALEXA INTEGRATION	No	No
QR CODES SUPPORT	Yes	Yes
PINCOCES SUPPORT	No	Yes
MYSITES	Yes	Yes
EXPANDABLE TO MULTIPLE USERS	No	Yes, up to 400
FURTHER INFORMATION	Page 78	-

ACCESSORIES

ULTRA

	UT8020	IP (ViP) ULTRA AUDIO/VIDEO MODULE Audio/video module for Ultra entrance panel, IP (ViP) system. Twilight sensor for automatic nameplate backlighting power-off during daytime hours. Omnidirectional digital microphone and dual loudspeaker for high-fidelity audio. Wide-angle colour video camera (field of vision: 160° horizontal, 90° vertical) Audio-visual indications for disabled individuals assistance request can be activated via programming. Facility for 2 call buttons. To be finished with a cap, single button or double button in professional-grade plastic given an anti-yellowing and anti-dulling treatment or in aluminium. Regulation and programming without removing the module. Dimensions: 1 Ultra module. ULTRA, the new and most technologically advanced entrance panel offering maximum ease of installation. Available in flush-mounted (10 mm protrusion from the wall) or surface-mounted (just 35 mm protrusion from the wall) variants. Dimensions: 100x90x35 mm
	UT9171	WALL HOUSING FOR 1 ULTRA MODULE Surface-mounted housing, 1 module, for Ultra entrance panel. It consists of a metal support that secures the modules without using screws and a finishing frame in die-cast aluminium given a cataphoresis treatment to increase its resistance to chemical and environmental corrosion, including damage from UV rays. Just 35 mm protrusion from the wall. Dimensions: 110x107x35 mm
	UT9172	WALL HOUSING FOR 2 ULTRA MODULES Surface-mounted housing, 2 modules, for Ultra entrance panel. It consists of a metal support that secures the modules without using screws and a finishing frame in die-cast aluminium given a cataphoresis treatment to increase its resistance to chemical and environmental corrosion, including damage from UV rays. Just 35 mm protrusion from the wall. Dimensions: 110x198x35 mm
	UT9279M	ULTRA NUMERICAL KEYPAD MODULE Module with number keypad for Ultra entrance panel, compatible with all systems. Can be used as a module to directly call the user when the relevant code is known, and for the access control function with activation of the on-board relays and the audio or audio/video module outputs and the system actuators. The access codes can be Permanent (always valid), metered (valid for a specific number of uses) or associated with a validity date. In the latter case, each code can be assigned a start date/validity end date, dual daily time band, validity days. Each access code can be assigned up to 4 zones. The function enabling playback for the corresponding audio message when each button is pressed can be activated. There is also an event log containing all information (codes activated, user who used them, users called, etc.) which can store up to 1275 events. Has a Wiegand output for interfacing with access control systems. Automatic button backlight switch-off during daytime hours via the twilight sensor for the paired audio or audio/video module. Anodised aluminium alloy coating. Dimensions: 100x90x35 mm (1 Ultra module).
	UT9212	DOUBLE ULTRA BUTTON Double button for Ultra entrance panel. Made using polymethyl methacrylate given a treatment increasing resistance to UV rays while preventing yellowing and dulling. Double nameplate (blank and with a bell symbol) included. Easy nameplate replacement.

MINI HANDSFREE WIFI

	6722W	MINI HANDSFREE BM MONITOR, ViP Handsfree colour monitor for ViP system. 4.3" / 16:9 colour screen. 480x272 pixel resolution. H264 video format. All the main functions and programming operations can be performed from a graphic menu that can be navigated using the function keys. Equipped with 8 soft-touch keys: audio activation key with LED to signal incoming calls, lock-release key with door open indicator LED, Privacy function key with Led indicating ringtone excluded and Doctor function enabled, 4 programmable keys and 1 menu access key. Equipped with 3 programmable inputs. Adjustable backlight brightness and key feedback volume. Powered by PoE as standard or from ViP Comelit switches and power supply units. Includes induction loop with T position for users wearing hearing aids and answerphone function. Dimensions: 115x160x22 mm.
	6732V	DESK BASE FOR MINI HF MONITOR, ViP Accessory for desk installation of the Mini hands-free monitor, ViP system.

PERPETUAL LICENSES

1456B/ME1	1 MASTER LICENSE FOR 1456B, ViP SYSTEM (E-MAIL)
1456B/ME10	10 MASTER LICENSES FOR 1456B, ViP SYSTEM (E-MAIL)
1456B/ME50	50 MASTER LICENSES FOR 1456B, ViP SYSTEM (E-MAIL)
1456B/ME100	100 MASTER LICENSES FOR 1456B, ViP SYSTEM (E-MAIL)
1456B/ME200	200 MASTER LICENSES FOR 1456B, ViP SYSTEM (E-MAIL)



KIT VISTO VIP ETHERNET AND WI-FI

KVV8101 VS8101 VS8111



VISTO
Pag. 132



MINI HANDSFREE
WIFI
Pag. 82

Kits for a single home with surface mounted door station in polycarbonate and ABS and stands out for its attractive design. The KVV8101 kit made up of Visto ViP Ethernet as a door station and ViP Wi-Fi mini hands-free as an indoor station. While the KVV8111 kit consists of Visto ViP WiFi as a door station, equipped with a power supply unit art.1595.

Installation systems



Technical
Manual



IN THE BOX (KIT COMPOSITION)

CODE	DESCRIPTION	KVV8101
VS8101	VISTO ETHERNET EXTERNAL UNIT. VIP SYSTEM	1
1441B	30W VIP SYSTEM POWER SUPPLY UNIT	1
1440	IP (VIP) FLOOR SWITCH	1
6742W	MINI HANDSFREE BM WIFI MONITOR, VIP	1



ACCESSOIRES



3528

ADAPTER PLATE FOR VISTO KIT

Plate for the installation of the Visto smart doorbell on existing recessed boxes type 503 (horizontal and vertical) with interaxis of 83.5mm, square boxes with interaxis of 62mm, box type 502/German/round with interaxis of 60mm. Made of PMMA, white color.



3525

LEFT-RIGHT ADJUSTABLE BRACKET FOR VISTO

Left/right adjustable bracket for Visto smart doorbell, 20° horizontal inclination, plastic material, silver mist RAL9006 colour.



3526

UP-DOWN ADJUSTABLE BRACKET FOR VISTO

Up/down adjustable bracket for Visto smart doorbell, 10° vertical inclination, plastic material, silver mist RAL9006 colour.

MINI HANDSFREE WIFI



6742W

MINI HANDSFREE BM WIFI MONITOR, ViP

Handsfree colour monitor for ViP system. With integral Wi-Fi port and gateway for forwarding video entry phone calls to smartphones and tablets equipped with the Comelit app. 4.3" / 16:9 colour screen. 480x272 pixel resolution. H264 video format. All the main functions and programming operations can be performed from a graphic menu that can be navigated using the function keys. Equipped with 8 soft-touch keys: audio activation key with LED to signal incoming calls, lock-release key with door open indicator LED, Privacy function key with Led indicating ringtone excluded and Doctor function enabled, 4 programmable keys and 1 menu access key. Equipped with 3 programmable inputs. Adjustable backlight brightness and key feedback volume. Powered by PoE as standard or from ViP Comelit switches and power supply units. Includes induction loop with T position for users wearing hearing aids and answerphone function. Dimensions: 115x160x22mm.



6711WV

ADAPTER PLATE FOR MINI HANDSFREE

Adapter plate to finish the installation of the Mini Handsfree monitor in case of replacement of flush-mounted or wall-mounted Planux, Smart and Icona monitors. White color. Dimensions: 170x220x3 mm.




6732V

DESK BASE FOR MINI HF MONITOR. ViP

Accessory for desk installation of the Mini hands-free monitor, ViP system.



SYSTEM COMPARISON

	 SIMPLEBUS2	 VIP
SINGLE RISER APARTMENT BLOCK		
MEDIUM RESIDENTIAL/COMMERCIAL/OFFICE COMPLEX		
LARGE RESIDENTIAL/COMMERCIAL/OFFICE COMPLEX		
Wiring	2-wire	Cat. 5 or higher
Number of users	120,000	no limit
Main/secondary doors	no limit	no limit
Maximum distance from external unit to Internal unit	1.200 meters	no limit
Switchboard	Yes (1)	Yes (no limit)
Use of existing cable	Yes (2-wire only)	Cat. 5 or higher
Audio/video combination	Yes	Yes
Conversation privacy	Yes	Yes
Intercom function as standard	Yes	Yes
Integration with access control	Yes	Yes
Integration with CCTV	Yes	Yes
Integration with home automation	Yes	Yes
Integration with anti-intrusion	Yes	Yes
Integration with SIP devices	No	Yes
Remote connection and updating	No	Yes
Local and remote answering of door entry call via App	Yes	Yes
Local and remote answering of door entry call from PC	No	Yes
Recording of door entry calls	No	Yes (Code 1459)
System management from PC (PC Intercom)	No	Yes



2-WIRE SIMPLEBUS: ENDLESS POSSIBILITIES.

2 non-polarized wires THROUGHOUT for quick, simple installation. Ideal for single homes and large residential complexes: 4 main entrances, 32 riser columns, 128 users per riser for a total of 120,000 users. Free intercom function with 4 monitors in parallel, integrated video surveillance, second entrance management.

CONNECTION DISTANCE OF UP TO 1,200 METERS BETWEEN EXTERNAL AND INTERNAL UNITS

INTERCOM FUNCTION WITHOUT ADDITIONAL DEVICES

UP TO 120,000 USERS



VIP SYSTEM: THE INTERNET AT THE SERVICE OF DOOR ENTRY TECHNOLOGY. COMPATIBLE WITH THE H.264 FORMAT.

Maximum extension, no limit to the number of users, risers, control panels and conversations. Can be used with fiber optic cables. Ideal for large residential complexes with high demand for integration (access control, control panels, anti-intrusion, video surveillance, intercom function). Self-diagnosis function to check system status. Remote control.

WITHOUT LIMITS

ANSWER FROM SMARTPHONE

INTEGRATION WITH EXISTING NETWORKS

PRODUCT CATALOG

GUIDE TO VIDEO ENTRY TECHNOLOGY

VIDEO ENTRY TECHNOLOGY



39



Comelit App

Comelit app is a free App that allows you to answer calls from video entry phones, call other video entry phones or other devices on which the App is installed. It also allows you to manage any indoor or outdoor cameras installed in your home, actuators and recorded video clips.



MORE INFORMATION AT PAGE 10



CHOOSING STEPS



USING EXISTING WIRES? **NO PROBLEM...**

THE COMELIT 2-WIRE SYSTEM IS IDEAL FOR A BUILDING INTERESTED IN AN AUDIO/VIDEO OR AUDIO ONLY INTERCOM SOLUTION UTILIZING THE EXISTING INTERCOM WIRES.

ONLY 2 CONDUCTORS ARE NEEDED FOR THE APARTMENTS...
CAN BE DAISY CHAINED OR HOME RUN...

* CONTACT COMELIT TO INQUIRE ABOUT SYSTEM LIMITATIONS.

STEP 1 CHOOSE YOUR ENTRY PANEL

3ONE6 TOUCH

MORE INFORMATION AT PAGE 104.

Perfect for large buildings with many tenants. It can display a QWERTY on screen keyboard for searching names or it can be configured to have on screen virtual push buttons. Integrated keypad + reader.

PARTS NEEDED

1X 3453S
1X 1596B

OPTIONAL

3462/6
(SURFACE BOX)



3ONE6 SENSE

MORE INFORMATION AT PAGE 134.

The digital directory has the same style and design as the 316 Touch. Features braille, keypad, and reader.

PARTS NEEDED

1X 3451S
1X 1595

OPTIONAL

3462/6
(SURFACE BOX)



ULTRA TOUCH AUDIO/VIDEO

MORE INFORMATION AT PAGE 90.

This is the most common entry panel used for multi-tenant applications. It is cost effective and simple to use. It has a digital directory that can hold 400 names.

PARTS NEEDED

1X UMVTS (SURFACE MOUNT)
1X UMVTF (FLUSH MOUNT)



ULTRA TOUCH AUDIO ONLY

MORE INFORMATION AT PAGE 90.

This is the audio only entry panel used for multi-tenant applications. It is cost effective and simple to use. It has a digital directory that can hold 400 names.

PARTS NEEDED

1X UMATS (SURFACE MOUNT)
1X UMATF (FLUSH MOUNT)



VANDALCOM DIGITAL VIDEO

MORE INFORMATION AT PAGE 118.

This is the most vandal resistant entry panel provided by Comelit. All parts are made of steel, meant to last in the toughest environments. It has a digital directory and keypad.

PARTS NEEDED

1X VVDS (SURFACE MOUNT)
1X VVDF (FLUSH MOUNT)



VANDALCOM DIGITAL AUDIO

MORE INFORMATION AT PAGE 118.

This is the most vandal resistant audio only entry panel provided by Comelit. All parts are made of steel, meant to last in the toughest environments. It has a digital directory and keypad.

PARTS NEEDED

1X VADS (SURFACE MOUNT)
1X VADF (FLUSH MOUNT)



PRODUCT
CATALOG

GUIDE TO
VIDEO ENTRY
TECHNOLOGY

VIDEO ENTRY
TECHNOLOGY



41

CHOOSING STEPS

1 **2** **3** **4**



Ultra

PUSH BUTTON ENTRY PANEL

MORE INFORMATION AT PAGE 90.

1 BUTTON PANEL

PARTS NUMBERS

AUDIO/VIDEO
UMV1S
(SURFACE MOUNT)

AUDIO
UMA1S
(SURFACE MOUNT)



2 BUTTON PANEL

PARTS NUMBERS

AUDIO/VIDEO
UMV2S
(SURFACE MOUNT)

AUDIO
UMA2S
(SURFACE MOUNT)



3 BUTTON PANEL

PARTS NUMBERS

AUDIO/VIDEO
UMV3S
(SURFACE MOUNT)

AUDIO
UMA3S
(SURFACE MOUNT)



4 BUTTON PANEL

PARTS NUMBERS

AUDIO/VIDEO
UMV4S
(SURFACE MOUNT)

AUDIO
UMA4S
(SURFACE MOUNT)



6 BUTTON PANEL

PARTS NUMBERS

AUDIO/VIDEO
UMV6S
(SURFACE MOUNT)

AUDIO
UMA6S
(SURFACE MOUNT)



8 BUTTON PANEL

PARTS NUMBERS

AUDIO/VIDEO
UMV8S
(SURFACE MOUNT)

AUDIO
UMA8S
(SURFACE MOUNT)



The Ultra can be configured to have 1-100, or more, push buttons.

These EZ-PACK kits make life easier when ordering, 1 part number gives you everything you need for one entry panel.

IF YOU NEED A CUSTOM SET UP, OR MORE THAN 8 PUSH BUTTONS, CONTACT COMELIT FOR ASSISTANCE.



Vandalcom

PUSH BUTTON ENTRY PANEL

MORE INFORMATION AT PAGE 118.

1 BUTTON PANEL

PARTS NUMBERS

AUDIO/VIDEO

VV1S
(SURFACE MOUNT)
VV1F
(FLUSH MOUNT)



AUDIO

VA1S
(SURFACE MOUNT)
VA1F
(FLUSH MOUNT)



2 BUTTON PANEL

PARTS NUMBERS

AUDIO/VIDEO

VV2S
(SURFACE MOUNT)
VV2F
(FLUSH MOUNT)



AUDIO

VA2S
(SURFACE MOUNT)
VA2F
(FLUSH MOUNT)



4 BUTTON PANEL

PARTS NUMBERS

AUDIO/VIDEO

VV4S
(SURFACE MOUNT)
VV4F
(FLUSH MOUNT)



AUDIO

VA4S
(SURFACE MOUNT)
VA4F
(FLUSH MOUNT)



6 BUTTON PANEL

PARTS NUMBERS

AUDIO/VIDEO

VV6S
(SURFACE MOUNT)
VV6F
(FLUSH MOUNT)



AUDIO

VA6S
(SURFACE MOUNT)
VA6F
(FLUSH MOUNT)



8 BUTTON PANEL

PARTS NUMBERS

AUDIO/VIDEO

VV8S
(SURFACE MOUNT)
VV8F
(FLUSH MOUNT)



AUDIO

VA8S
(SURFACE MOUNT)
VA8F
(FLUSH MOUNT)



10 BUTTON PANEL

PARTS NUMBERS

AUDIO/VIDEO

VV10S
(SURFACE MOUNT)
VV10F
(FLUSH MOUNT)



AUDIO

VA10S
(SURFACE MOUNT)
VA10F
(FLUSH MOUNT)



PRODUCT
CATALOG

GUIDE TO
VIDEO ENTRY
TECHNOLOGY

VIDEO ENTRY
TECHNOLOGY



43

*The Vandalcom is the toughest panel in our line up.
It looks and feels industrial, all its parts are made out of steel.*

CHOOSING STEPS

1 2 3 4
✓ ● ● ● ●



STEP 2

CHOOSE YOUR APARTMENT STATION

MINI HANDSFREE WI-FI

MORE INFORMATION AT PAGE 82.

This monitor has the same features as the 6721W but also has the feature that allows smartphone apps to work on the 2-wire system. It includes the face recognition function with automatic door opening. Monitor pairs to tenants WI-FI.



PARTS NEEDED
6741W
SURFACE MOUNT ONLY



MINI HANDSFREE

MORE INFORMATION AT PAGE 82.

This monitor meets basic needs and functions for a video intercom system. It has the ability to speak to the entry panels and call the concierge station.

PARTS NEEDED
6721W
SURFACE MOUNT ONLY



ICONA

MORE INFORMATION AT PAGE 78.

The Icona is all about style. It has touch sensitive buttons with the ability to intercom and call the concierge station.

PARTS NEEDED
6601W (MONITOR)
6620 (SURFACE BOX)



MAXI

MORE INFORMATION AT PAGE 76.

The Maxi has a large 7" screen.

PARTS NEEDED
6801W (MONITOR)
6820 (SURFACE BOX)



It has the same functions as the Icona.




MINI AUDIO HANDSFREE AUDIO ONLY

MORE INFORMATION AT PAGE 86.

Audio only hands free doesn't have app capabilities. It can communicate with entry panels and concierge stations.

PARTS NEEDED
6750W
SURFACE MOUNT ONLY



After you choose your entry panels and your monitors you must add the right head end equipment.

if you have more than 1 entry panel, add one **1224A*** for each additional entry panel

**MORE INFORMATION AT PAGE 140.*

**FOR SYSTEMS GREATER THAN 240
APARTMENT UNITS CONTACT COMELIT
SALES.**

*We also offer entry panels in brass and black.
See catalog or speak to a Comelit sales person.*

CHOOSING STEPS



PRODUCT
CATALOG

GUIDE TO
VIDEO ENTRY
TECHNOLOGY

VIDEO ENTRY
TECHNOLOGY



45

STEP 3 POWER SELECTION



THE MIXER

1-4888CU HAS 4 RISER OUTPUTS
IT CAN POWER 25 APARTMENTS
PER OUTPUT MAX!

*If the system has over 4 risers; you will need to add more mixers.
If you need more than 1 mixer, you will need the 4834/9 splitter.
This is a splitter that allows you to add up to 9 mixers.*

**Example: System has 8 risers with 80 apartments
you need 1-4834/9 and 2-4888CU.**

**ASK THE CUSTOMER HOW MANY
RISERS THEY HAVE.**

CHOOSING STEPS



CONCIERGE PHONE

MORE INFORMATION AT PAGE 145.



**AUDIO ONLY
CONCIERGE PHONE PARTS**
1-1998NA
1-1195U
1-1249B



**AUDIO/VIDEO
CONCIERGE PHONE PARTS**
1-1998NV
1-1195U
1-1259C



Ultra KITS

2 WIRE AUDIO/VIDEO SURFACE

1 BUTTON		2 BUTTON		3 BUTTON		4 BUTTON		6 BUTTON		8 BUTTON	
Kit	UMVIS	Kit	UMV2S	Kit	UMV3S	Kit	UMV4S	Kit	UMV6S	Kit	UMV8S
1	UT1020	1	UT1020	1	UT1020	1	UT1020	1	UT1020	1	UT1020
1	1595	1	1595	1	1595	1	1595	1	1595	1	1595
1	UT9171	1	UT9171	1	UT9200	1	UT9200	1	UT9200	1	UT9200
1	UT9211M	1	UT9212M	1	UT9172	1	UT9172	1	UT9172	1	UT9172
				3	UT9211M	4	UT9211M	3	UT9212M	4	UT9212M
				2	UT9221M	1	UT9221M	2	UT9221M	1	UT9221M

2 WIRE AUDIO/VIDEO FLUSH

Kit	UMV1F	Kit	UMV2F	Kit	UMV3F	Kit	UMV4F	Kit	UMV6F	Kit	UMV8F
1	UT1020	1	UT1020	1	UT1020	1	UT1020	1	UT1020	1	UT1020
1	1595	1	1595	1	1595	1	1595	1	1595	1	1595
1	3110/1A	1	3110/1A	1	UT9200	1	UT9200	1	UT9200	1	UT9200
1	UT9161	1	UT9161	1	3110/2A	1	3110/2A	1	3110/2A	1	3110/2A
1	UT9211M	1	UT9212M	1	UT9162	1	UT9162	1	UT9162	1	UT9162
				3	UT9211M	4	UT9211M	3	UT9212M	4	UT9212M
				2	UT9221M	1	UT9221M	2	UT9221M	1	UT9221M



VIP AUDIO ONLY SURFACE

1 BUTTON		2 BUTTON		3 BUTTON		4 BUTTON		6 BUTTON		8 BUTTON	
Kit	UMA1S-IP	Kit	UMA2S-IP	Kit	UMA3S-IP	Kit	UMA4S-IP	Kit	UMA6S-IP	Kit	UMA8S-IP
1	UT8010	1	UT8010	1	UT8010	1	UT8010	1	UT8010	1	UT8010
1	UT9171	1	UT9171	1	UT9200	1	UT9200	1	UT9200	1	UT9200
1	UT9211M	1	UT9212M	1	UT9172	1	UT9172	1	UT9172	1	UT9172
				3	UT9211M	4	UT9211M	3	UT9212M	4	UT9212M
				2	UT9221M	1	UT9221M	2	UT9221M	1	UT9221M



VIP AUDIO ONLY FLUSH

Kit	1 BUTTON	Kit	2 BUTTON	Kit	3 BUTTON	Kit	4 BUTTON	Kit	6 BUTTON	Kit	8 BUTTON
1	UT8010	1	UT8010	1	UT8010	1	UT8010	1	UT8010	1	UT8010
1	3110/1A	1	3110/1A	1	UT9200	1	UT9200	1	UT9200	1	UT9200
1	UT9161	1	UT9161	1	3110/1A	1	3110/2A	1	3110/2A	1	3110/2A
1	UT9211M	1	UT9212M	1	UT9162	1	UT9162	1	UT9162	1	UT9162
				3	UT9211M	4	UT9211M	3	UT9212M	4	UT9212M
				2	UT9221M	1	UT9221M	2	UT9221M	1	UT9221M

Vandalcom KITS

VIDEO

ART.	3159/1	3159/2	3159/3	3160/1	3160/2	3160/3	3268S/0	3268S/1	3268S/2	
VVDS			1				1			
VV1S	1							1		
VV2S	1								1	
VV4S		1					1			
VV6S		1							1	
VV8S			1				1			
VV10S			1						1	
VVDF			1				1			
VV1F				1				1		
VV2F				1					1	
VV4F					1		1			
VV6F					1				1	
VV8F						1	1			
VV10F						1			1	

AUDIO

ART.	3159/1	3159/2	3159/3	3160/1	3160/2	3160/3	3262S/0	3262S/1	3262S/2	
VADS			1				1			
VA1S	1							1		
VA2S	1								1	
VA4S		1					1			
VA6S		1							1	
VA8S			1				1			
VA10S			1						1	
VADF			1				1			
VA1F				1				1		
VA2F				1					1	
VA4F					1		1			
VA6F					1				1	
VA8F						1	1			
VA10F						1			1	



	4680C	1595	3070S	3072S	3064S	3161/1	3161/2	3161/3
	1	1	1	1				1
	1	1				1		
	1	1				1		
	1	1			1		1	
	1	1			1		1	
	1	1			2			1
	1	1			2			1
	1	1	1	1				1
	1	1				1		
	1	1				1		
	1	1			1		1	
	1	1			1		1	
	1	1			2			1
	1	1			2			1

	1622	1595	3070S	3072S	3064S	3161/1	3161/2	3161/3
	1	1	1	1				1
	1	1				1		
	1	1				1		
	1	1			1		1	
	1	1			1		1	
	1	1			2			1
	1	1			2			1
	1	1	1	1				1
	1	1				1		
	1	1				1		
	1	1			1		1	
	1	1			1		1	
	1	1			2			1
	1	1			2			1

PRODUCT CATALOG

GUIDE TO VIDEO ENTRY TECHNOLOGY





VIDEO ENTRY TECHNOLOGY

49




MULTI-TENANT SOLUTIONS

GUIDE TO VIDEO ENTRY TECHNOLOGY

INTERNAL UNITS - 2-WIRE RANGE




					
	MAXI	ICONA	MINI	MINI HANDSFREE	
PRODUCT CODE	6801W	6601W	6701W	6721W	
FURTHER INFORMATION	Page 76	Page 78	Page 80	Page 82	
TYPE (INTERNAL UNIT)	Door entry monitor	Door entry monitor	Door entry monitor	Door entry monitor	
AUDIO	Handsfree	Handsfree	Handset	Handsfree	
MONITOR	LCD 7" 16:9	LCD 4,3" 16:9	LCD 4,3" 16:9	LCD 4,3" 16:9	
DIMENSIONS (LxHxP INCH)	8.78 x 4.88 x 0.98	5.6 x 5.7 x 0.9	6.89 x 6.3 x 0.87	4.53 x 6.3 x 0.87	
INSTALLATION (PRODUCTS)	Flush-mount (6817 box) Wall-mount (6820 support) Desk base (6812)	Flush-mount (6117 box) Wall-mount (6620 support) Desk base (6612A)	Wall-mount Desk base (6712A)	Wall-mount Desk base (6732A)	
BUTTONS	14	9	4	5	
VERSIONS	White	White	White	White	




EXTERNAL UNITS - 2-WIRE RANGE

				
	ULTRA	ZONE6 TOUCH	SWITCH	
PRODUCT CODE	UMVTS / UMTVF	3453S (TOUCH)	-	
FURTHER INFORMATION	Page 90	Page 104	Page 108	
TYPE (EXTERNAL UNIT)	Modular	Complete unit	Complete unit	
MATERIAL	ABS, Plastic, Aluminum	AISI 316 stainless steel, 0.12 inch thick	Stainless steel, 0.10 inch thick	
IK VANDAL RESISTANCE RATING	IK08	IK08	IK08	
WEATHER RESISTANCE	IP65	IP54	IP54	
DISPLAY DIMENSIONS (LxHxP INCH)	4.95 x 12.5 x 2.2	7.17 x 13.46 x 0.12	-	
INSTALLATION (PRODUCTS)	Flush-mount / Wall-mount	Flush-mount / Wall-mount	Flush-mount / Wall-mount	
CALL BUTTONS	-	-	From 1 to 33	
VERSIONS	Analog Digital	Analog Digital	Analog	

2-WIRE RANGE



			
			
			
MINI HANDSFREE WIFI	MINI AUDIO	MINI AUDIO HANDSFREE	
6741W	2708W/A - 2738W/A - 2719W	6750W - 6751W - 6751W/U	
Page 82	Page 84	Page 86	
Door entry monitor	Door entry phone	Door entry phone	
Handsfree	Handset	Handsfree	
LCD 4,3" 16:9	-	-	
4.53 x 6.3 x 0.87	4.06 x 7.48 x 1.18	4.13 x 4.13 x 0.79	
Wall-mount Desk base (6732A)	Wall-mount Desk base (2742W)	Wall-mount	
5	2 and 5	5	
White	White	White	

			
			
			
VANDALCOM	QUADRA	CIAO	
-	4893M	-	
Page 118	Page 126	Page 128	
Modular	Complete unit	Modular	
Anti-vandal stainless steel	Die-cast aluminum	Technopolymers	
IK10	IK08	IK08	
IP54	IP54	IP54	
-	-	-	
Flush-mount / Wall-mount	Wall-mount	Wall-mount	
-	From 1 to 4	From 1 to 72	
Analog Digital	Analog	Analog	

PRODUCT
CATALOG

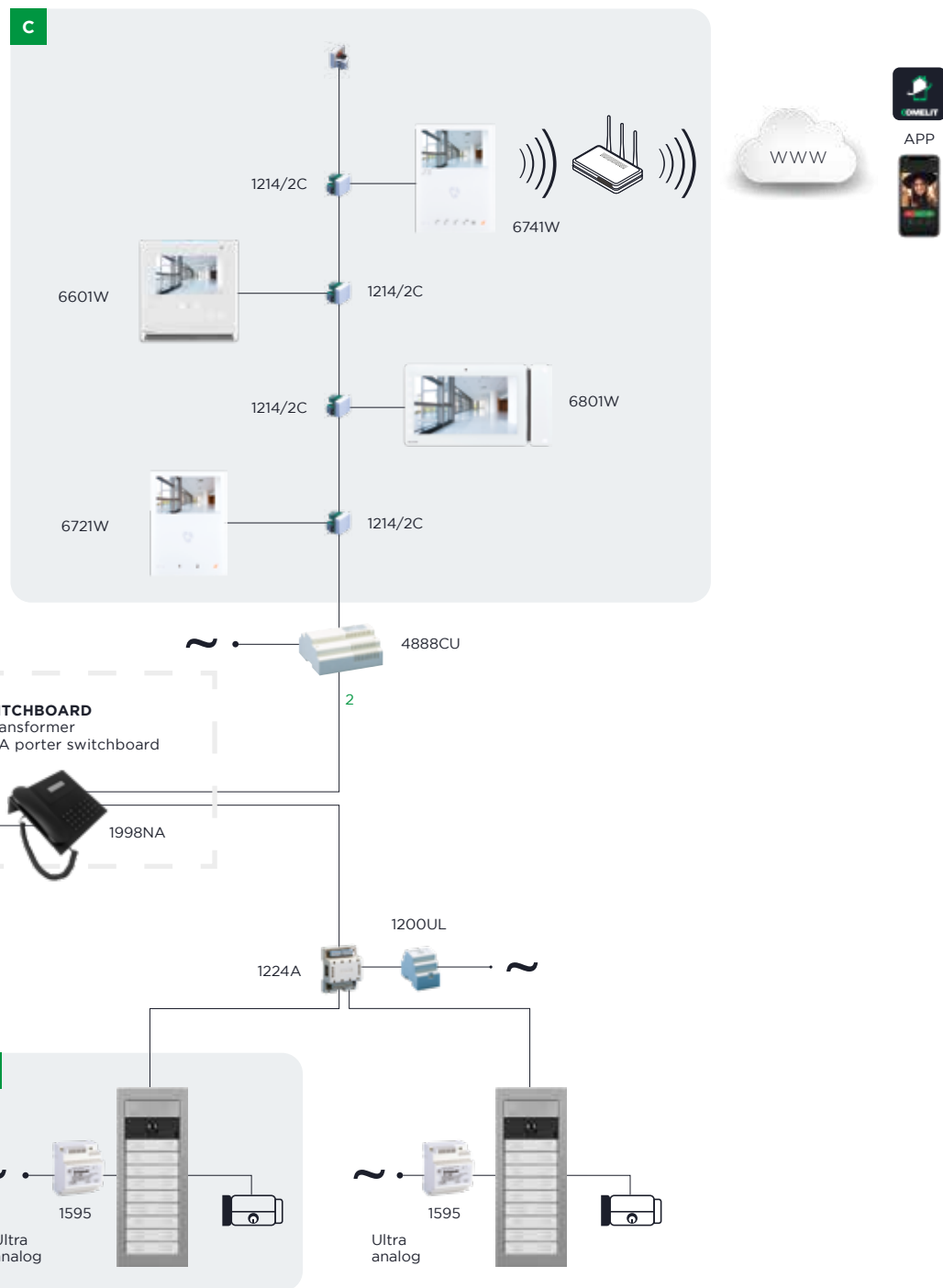
GUIDE TO
VIDEO ENTRY
TECHNOLOGY

VIDEO ENTRY
TECHNOLOGY



51

GUIDE TO VIDEO ENTRY TECHNOLOGY



2-WIRE: INSTALLATION DIAGRAMS

GUIDE TO VIDEO ENTRY TECHNOLOGY

VIDEO ENTRY TECHNOLOGY



53

C H O O S I N G S T E P S

1 **2** **3** **4** **5**
● ● ● ● ●



VIP
SYSTEM

THE VIP SYSTEM.

THE COMELIT VIP SYSTEM IS A TRUE AND UNLIMITED IP BASED INTERCOM SYSTEM. IT BREAKS AWAY FROM ALL OF THE RULES OF THE TRADITIONAL 2-WIRE INTERCOM AND HAS ENDLESS FEATURES FOR NEW CONSTRUCTION OR PROJECTS WITH NEW CABLING, IP IS THE WAY TO GO.

CAT5E OR CAT6 IS REQUIRED FOR THIS SYSTEM.

* CONTACT COMELIT TO INQUIRE ABOUT SYSTEM LIMITATIONS.

STEP 1 CHOOSE YOUR ENTRY PANEL

PRODUCT
CATALOGGUIDE TO
VIDEO ENTRY
TECHNOLOGYVIDEO ENTRY
TECHNOLOGY

55

3ONE6 TOUCH

MORE INFORMATION AT PAGE 104.

Perfect for large buildings with many tenants. It can display a QWERTY on screen keyboard for searching names or it can be configured to have on screen virtual push buttons.

PARTS NEEDED

1X 3454HD/A
1X 1596B

OPTIONAL

3462/6
(SURFACE BOX)



3ONE6 SENSE

MORE INFORMATION AT PAGE 104.

The digital directory is not a touch screen, but this panel has the same style and design as the 316 Touch. It is made with the same 316 steel.

PARTS NEEDED

1X 3452HD
1X 1596B

OPTIONAL

3462/6
(SURFACE BOX)



ULTRA DIGITAL VIDEO

MORE INFORMATION AT PAGE 90.

This is the most common entry panel used for multi-tenant applications. It is cost effective and is simple to use. It has a digital directory that can hold 400 names.

PARTS NEEDED

1X UMVDS-IP (SURFACE MOUNT)
1X UMVDF-IP (FLUSH MOUNT)



ULTRA TOUCH DIGITAL AUDIO

MORE INFORMATION AT PAGE 90.

This is the audio only entry panel used for multi-tenant applications. It is cost effective and is simple to use. It has a digital directory that can hold 400 names.

PARTS NEEDED

1X UMATS-IP (SURFACE MOUNT)
1X UMATF-IP (FLUSH MOUNT)



VANDALCOM DIGITAL VIDEO

MORE INFORMATION AT PAGE 118.

This is the most vandal resistant entry panel provided by Comelit. All parts are made of steel, meant to last in the toughest environments. It has a digital directory and keypad.

PARTS NEEDED

1X VVDS-IP (SURFACE MOUNT)
1X VVDF-IP (FLUSH MOUNT)



VANDALCOM DIGITAL AUDIO

MORE INFORMATION AT PAGE 118.

This is the most vandal resistant audio only entry panel provided by Comelit. All parts are made of steel, meant to last in the toughest environments. It has a digital directory and keypad.

PARTS NEEDED

1X VADS-IP (SURFACE MOUNT)
1X VADF-IP (FLUSH MOUNT)



CHOOSING STEPS

1 **2** **3** **4**
● ● ● ● ● ● ● ●



Ultra

PUSH BUTTON ENTRY PANEL

MORE INFORMATION AT PAGE 90.

1 BUTTON PANEL

PARTS NUMBERS

AUDIO/VIDEO
UMV1S-IP
(SURFACE MOUNT)

AUDIO
UMA1S-IP
(SURFACE MOUNT)



2 BUTTON PANEL

PARTS NUMBERS

AUDIO/VIDEO
UMV2S-IP
(SURFACE MOUNT)

AUDIO
UMA2S-IP
(SURFACE MOUNT)



3 BUTTON PANEL

PARTS NUMBERS

AUDIO/VIDEO
UMV2S-IP
(SURFACE MOUNT)

AUDIO
UMA3S-IP
(SURFACE MOUNT)



4 BUTTON PANEL

PARTS NUMBERS

AUDIO/VIDEO
UMV4S-IP
(SURFACE MOUNT)

AUDIO
UMA4S-IP
(SURFACE MOUNT)



6 BUTTON PANEL

PARTS NUMBERS

AUDIO/VIDEO
UMV6S-IP
(SURFACE MOUNT)

AUDIO
UMA6S-IP
(SURFACE MOUNT)



8 BUTTON PANEL

PARTS NUMBERS

AUDIO/VIDEO
UMV6S-IP
(SURFACE MOUNT)

AUDIO
UMA8S-IP
(SURFACE MOUNT)



The Ultra can be configured to have 1-100, or more, push buttons. These EZ-PACK kits make life easier when ordering, 1 part number gives you everything you need for one entry panel.

IF YOU NEED A CUSTOM SET UP, OR MORE THAN 8 PUSH BUTTONS, CONTACT COMELIT FOR ASSISTANCE.



Vandalcom

PUSH BUTTON ENTRY PANEL

MORE INFORMATION AT PAGE 118.

1 BUTTON PANEL

PARTS NUMBERS

AUDIO/VIDEO

VV1S-IP
(SURFACE MOUNT)
VV1F-IP
(FLUSH MOUNT)



AUDIO

VA1S-IP
(SURFACE MOUNT)
VA1F-IP
(FLUSH MOUNT)



2 BUTTON PANEL

PARTS NUMBERS

AUDIO/VIDEO

VV2S-IP
(SURFACE MOUNT)
VV2F-IP
(FLUSH MOUNT)



AUDIO

VA2S-IP
(SURFACE MOUNT)
VA2F-IP
(FLUSH MOUNT)



4 BUTTON PANEL

PARTS NUMBERS

AUDIO/VIDEO

VV4S-IP
(SURFACE MOUNT)
VV4F-IP
(FLUSH MOUNT)



AUDIO

VA4S-IP
(SURFACE MOUNT)
VA4F-IP
(FLUSH MOUNT)



6 BUTTON PANEL

PARTS NUMBERS

AUDIO/VIDEO

VV6S-IP
(SURFACE MOUNT)
VV6F-IP
(FLUSH MOUNT)



AUDIO

VA6S-IP
(SURFACE MOUNT)
VA6F-IP
(FLUSH MOUNT)



8 BUTTON PANEL

PARTS NUMBERS

AUDIO/VIDEO

VV8S-IP
(SURFACE MOUNT)
VV8F-IP
(FLUSH MOUNT)



AUDIO

VA8S-IP
(SURFACE MOUNT)
VA8F-IP
(FLUSH MOUNT)



10 BUTTON PANEL

PARTS NUMBERS

AUDIO/VIDEO

VV10S-IP
(SURFACE MOUNT)
VV10F-IP
(FLUSH MOUNT)



AUDIO

VA10S-IP
(SURFACE MOUNT)
VA10F-IP
(FLUSH MOUNT)



PRODUCT
CATALOG

GUIDE TO
VIDEO ENTRY
TECHNOLOGY

VIDEO ENTRY
TECHNOLOGY



57




STEP 2

CHOOSE YOUR APARTMENT STATION

MINI HANDSFREE WI-FI

MORE INFORMATION AT PAGE 82.

This monitor has the same features as the 6722W except this has the Comelit gateway built into this monitor. Non touch screen.



PARTS NEEDED
6742W
SURFACE MOUNT ONLY

MINI HANDSFREE

MORE INFORMATION AT PAGE 82.

This monitor meets basic needs and functions for a video intercom system. It has the ability to speak to the entry panels and call the concierge station. Non touch screen.



PARTS NEEDED
6722W
SURFACE MOUNT ONLY

APP FUNCTIONALITY AVAILABLE.

ICONA

MORE INFORMATION AT PAGE 78.

The Icona is all about style. It has the same functions as the 6721W but is also a full touch screen.

APP FUNCTIONALITY AVAILABLE.



PARTS NEEDED
6602W (MONITOR)
6620 (SURFACE BOX)

MAXI

MORE INFORMATION AT PAGE 76.

The Maxi has a large 7" * TOUCH SCREEN.

APP FUNCTIONALITY AVAILABLE.



PARTS NEEDED
6802W (MONITOR)
6820 (SURFACE BOX)

It has the same functions as the Icona.

EASYCOM AUDIO ONLY

MORE INFORMATION AT PAGE 88.

Audio only hands free only for ViP system. It can communicate with entry panels and concierge stations, also room to room.

APP FUNCTIONALITY AVAILABLE.



PARTS NEEDED
6203W (WHITE)
6203B (BLACK)
SURFACE MOUNT ONLY

*APP ONLY

MORE INFORMATION AT PAGE 10.

APP ONLY IS AVAILABLE
Use master licenses when quoting on step 5.

- 1 license per apartment is needed.
- Works with any vip entry panel
- Also has ability to dial phone numbers as a back up.



CHOOSING STEPS

1 2 3 4 5
 ✓...✓...○...○...○

STEP 3

POE SWITCHES

While you may use your own poe switches, we can not guarantee the vip system will work properly on third party poe switches. Comelit switches are designed to be scaleable for any size of project.

To calculate how many poe switches (1440) and power supplies (1441) are needed, just follow this formula:

$(\text{DEVICE} / 4) + 10 \%$

NUMBER OF ALL INTERCOM DEVICES $\div 4$ = THIS IS HOW MANY 1440 POE SWITCHES ARE NEEDED.

ADD ANOTHER 10% OF 1440 TO BETTER MANAGE THE WIRING
THEN TAKE THAT NUMBER OF SWITCHES AND $\div 6$ = THIS IS HOW MANY 1441 POE SUPPLIES ARE NEEDED.

1441

1440



EXAMPLE

IF YOU HAVE 80 MONITORS AND 2 ENTRY PANELS **$82 \div 4 = 21$**

ADD ANOTHER 10% TO BETTER MANAGE THE WIRING **$21 + 2 = 23$**

YOU WILL NEED "23" 1440 POE SWITCHES

THEN **$23 \div 6 = 4$**

YOU WILL NEED "4" 1441 POWER SUPPLIES



C H O O S I N G S T E P S

1 2 3 4 5
✓...✓...✓...○...○



STEP 4

CONCIERGE PHONE (OPTIONAL)

PARTS NEEDED

1952N

ADD-ON: 1445H

(ONLY IF INTEGRATING AN
ANALOG CCTV CAMERA IN LOBBY)

MORE INFORMATION AT PAGE 145.



C H O O S I N G S T E P S

1 2 3 4 5
✓...✓...✓...✓...○

STEP 5

ADDING A GATEWAY FOR THE APPS



THE 1456B GATEWAY IS THE DEVICE THAT SUPPORTS REMOTE PROGRAMMING AND THE APP.

FIRST ADD THE PART: **1456B**

ALSO ADD 1441 IF NOT USING
COMELIT SWITCHES OR IF
QUOTING AN APP ONLY SYSTEM

EACH APARTMENT REQUIRES 1 LICENSE FOR APP CONNECTIVITY.
LICENSES ARE SOLD IN PACKS OF 1, 10, 50, 100 & 200 LICENSES.

If you are using a video monitor in the apartments use the slave licenses below

1456B/SE1	1 APARTMENT
1456B/SE10	10 APARTMENTS
1456B/SE50	50 APARTMENTS
1456B/SE100	100 APARTMENTS
1456B/SE200	200 APARTMENTS

If you are using app only or audio only stations in the apartment, then use the master licenses below

1456B/ME1	1 APARTMENT
1456B/ME10	10 APARTMENTS
1456B/ME50	50 APARTMENTS
1456B/ME100	100 APARTMENTS
1456B/ME200	200 APARTMENTS

CONTACT COMELIT SALES FOR ASSISTANCE.

PRODUCT
CATALOG

GUIDE TO
VIDEO ENTRY
TECHNOLOGY

VIDEO ENTRY
TECHNOLOGY



61

Ultra KITS



2 WIRE AUDIO/VIDEO SURFACE

1 BUTTON		2 BUTTON		3 BUTTON		4 BUTTON		6 BUTTON		8 BUTTON	
Kit	UMVIS	Kit	UMV2S	Kit	UMV3S	Kit	UMV4S	Kit	UMV6S	Kit	UMV8S
1	UT1020	1	UT1020	1	UT1020	1	UT1020	1	UT1020	1	UT1020
1	1595	1	1595	1	1595	1	1595	1	1595	1	1595
1	UT9171	1	UT9171	1	UT9200	1	UT9200	1	UT9200	1	UT9200
1	UT9211M	1	UT9212M	1	UT9172	1	UT9172	1	UT9172	1	UT9172
				3	UT9211M	4	UT9211M	3	UT9212M	4	UT9212M
				2	UT9221M	1	UT9221M	2	UT9221M	1	UT9221M

2 WIRE AUDIO/VIDEO FLUSH

Kit	UMV1F	Kit	UMV2F	Kit	UMV3F	Kit	UMV4F	Kit	UMV6F	Kit	UMV8F
1	UT1020	1	UT1020	1	UT1020	1	UT1020	1	UT1020	1	UT1020
1	1595	1	1595	1	1595	1	1595	1	1595	1	1595
1	3110/1A	1	3110/1A	1	UT9200	1	UT9200	1	UT9200	1	UT9200
1	UT9161	1	UT9161	1	3110/2A	1	3110/2A	1	3110/2A	1	3110/2A
1	UT9211M	1	UT9212M	1	UT9162	1	UT9162	1	UT9162	1	UT9162
				3	UT9211M	4	UT9211M	3	UT9212M	4	UT9212M
				2	UT9221M	1	UT9221M	2	UT9221M	1	UT9221M



VIP AUDIO ONLY SURFACE

1 BUTTON		2 BUTTON		3 BUTTON		4 BUTTON		6 BUTTON		8 BUTTON	
Kit	UMA1S-IP	Kit	UMA2S-IP	Kit	UMA3S-IP	Kit	UMA4S-IP	Kit	UMA6S-IP	Kit	UMA8S-IP
1	UT8010	1	UT8010	1	UT8010	1	UT8010	1	UT8010	1	UT8010
1	UT9171	1	UT9171	1	UT9200	1	UT9200	1	UT9200	1	UT9200
1	UT9211M	1	UT9212M	1	UT9172	1	UT9172	1	UT9172	1	UT9172
				3	UT9211M	4	UT9211M	3	UT9212M	4	UT9212M
				2	UT9221M	1	UT9221M	2	UT9221M	1	UT9221M



VIP AUDIO ONLY FLUSH

Kit	1 BUTTON	Kit	2 BUTTON	Kit	3 BUTTON	Kit	4 BUTTON	Kit	6 BUTTON	Kit	8 BUTTON
1	UT8010	1	UT8010	1	UT8010	1	UT8010	1	UT8010	1	UT8010
1	3110/1A	1	3110/1A	1	UT9200	1	UT9200	1	UT9200	1	UT9200
1	UT9161	1	UT9161	1	3110/1A	1	3110/2A	1	3110/2A	1	3110/2A
1	UT9211M	1	UT9212M	1	UT9162	1	UT9162	1	UT9162	1	UT9162
				3	UT9211M	4	UT9211M	3	UT9212M	4	UT9212M
				2	UT9221M	1	UT9221M	2	UT9221M	1	UT9221M

Vandalcom KITS

VIDEO

ART.	3159/1	3159/2	3159/3	3160/1	3160/2	3160/3	3268S/0	3268S/1	
VVDS-IP			1				1		
VV1S-IP	1							1	
VV2S-IP	1								
VV4S-IP		1					1		
VV6S-IP		1							
VV8S-IP			1				1		
VV10S-IP			1						
VVDF-IP			1				1		
VV1F-IP				1				1	
VV2F-IP				1					
VV4F-IP					1		1		
VV6F-IP					1				
VV8F-IP						1	1		
VV10F-IP						1			

AUDIO

ART.	3159/1	3159/2	3159/3	3160/1	3160/2	3160/3	3262S/0	3262S/1	
VADS-IP			1				1		
VA1S-IP	1							1	
VA2S-IP	1								
VA4S-IP		1					1		
VA6S-IP		1							
VA8S-IP			1				1		
VA10S-IP			1						
VADF-IP			1				1		
VA1F-IP				1				1	
VA2F-IP				1					
VA4F-IP					1		1		
VA6F-IP					1				
VA8F-IP						1	1		
VA10F-IP						1			

COLLECTIVE SYSTEMS



PRODUCT
CATALOG

GUIDE TO
VIDEO ENTRY
TECHNOLOGY

VIDEO ENTRY
TECHNOLOGY



65

	3268S/2	4682HD	3070S	3072S	3064S	3161/1	3161/2	3161/3
		1	1	1				1
		1				1		
	1	1				1		
		1			1		1	
	1	1			1		1	
		1			2			1
	1	1			2			1
		1	1	1				1
		1				1		
	1	1				1		
		1			1		1	
	1	1			1		1	
		1			2			1
	1	1			2			1

	3262S/2	1682	3070S	3072S	3064S	3161/1	3161/2	3161/3
		1	1	1				1
		1				1		
	1	1				1		
		1			1		1	
	1	1			1		1	
		1			2			1
	1	1			2			1
		1	1	1				1
		1				1		
	1	1				1		
		1			1		1	
	1	1			1		1	
		1			2			1
	1	1			2			1

EZ MUG KITS

EZ-ULTRAMUG



ART.	Q.TY	DESCRIPTION
UT8090S	1	WALL-MNT COMPLETE VIDEO + TOUCH ULTRA ENT.PAN., VIP
1456B	1	MULTI-USER GATEWAY
1441	1	IP (VIP) 110-230VAC/55VDC, 100W POWER SUPPLY UNIT
DIN12	2	DIN RAIL
PC3	2	POWER CORDS 1441



1441

*** The licenses are sold separately.**



EZ-316MUG



ART.	Q.TY	DESCRIPTION
3454HD/A	1	3ONE6 TOUCH
1456B	1	MULTI-USER GATEWAY
1596B	1	POWER SUPPLY 33VDC 60W 100-240VAC, PSE CERTIFIED
1441	1	IP (VIP) 110-230VAC/55VDC, 100W POWER SUPPLY UNIT
DIN12	2	DIN RAIL
PC3	2	POWER CORDS



1441



1596B

* The licenses are sold separately.

PRODUCT
CATALOG

GUIDE TO
VIDEO ENTRY
TECHNOLOGY

VIDEO ENTRY
TECHNOLOGY



67

EZ-ULTRAPAC



ART.	Q.TY	DESCRIPTION
UT8020	1	IP (VIP) AUDIO/VIDEO MODULE
UT9211M	1	SINGLE METAL ULTRA BUTTON
UT9172	1	WALL HOUSING FOR 2 ULTRA MODULES
UT9290M	1	ULTRA ACCESS CONTROL READER MODULE
1441B	1	30W VIP SYSTEM POWER SUPPLY UNIT
1456	1	MASTER APARTMENT GATEWAY FOR VIP SYSTEM
909020110	1	PAC ONEPROX GS3 LF MULLION READER
909020115	1	PAC GS3-MT ADMIN KIT
909022117	1	GS3 LF PANEL MOUNT READER
909020250	1	KEYPAC PROXIMITY KEY FOB, PACK OF 10
909037154	1	BOXED PAC 512 DCI ACCESS CONTROLLER



1441B

* The licenses are sold separately.






MULTI-TENANT SOLUTIONS

GUIDE TO VIDEO ENTRY TECHNOLOGY

INTERNAL UNITS - VIP RANGE

					
	MAXI	ICONA	MINI	MINI HANDSFREE	
PRODUCT CODE	6802W - 6802B - 6842W*	6602W - 6602B	6702W	6722W - 6742W*	
FURTHER INFORMATION	Page 76	Page 78	Page 80	Page 82	
TYPE (INTERNAL UNIT)	Door entry monitor	Door entry monitor	Door entry monitor	Door entry monitor	
AUDIO	Handsfree	Handsfree	Handset	Handsfree	
MONITOR	Touch screen 7" 16:9	Touch screen 4,3" 16:9	LCD 4,3" 16:9	LCD 4,3" 16:9	
DIMENSIONS (LxHxP INCH)	8.78 x 4.88 x 0.98	5.6 x 5.7 x 0.9	6.89 x 6.3 x 0.87	4.53 x 6.3 x 0.87	
INSTALLATION (PRODUCTS)	Flush-mount (6817 box) Wall-mount (6820 support) Desk base (6812)	Flush-mount (6117 box) Wall-mount (6620 support) Desk base (6612A)	Wall-mount Desk base (6712V)	Wall-mount Desk base (6732V)	
BUTTONS	8	15	4 (6733W 4 Additional))	8	
VERSIONS	6802W White 6802B Black 6842 White Wi-Fi	6602W White 6602B Black	White	6722 White 6742W White Wi-Fi	

INTERNAL UNITS - VIP RANGE

				
	ULTRA	3ONE6	SWITCH	
PRODUCT CODE	-	3454HD/A (TOUCH)	-	
FURTHER INFORMATION	Page 90	Page 102	Page 108	
TYPE (EXTERNAL UNIT)	Modular	Complete unit	Complete unit	
MATERIAL	ABS, Plastic, Aluminum	AISI 316 stainless steel, 0.12 inch thick	Stainless steel, 0.10 inch thick	
IK VANDAL RESISTANCE RATING	IK08	IK08	IK08	
WEATHER RESISTANCE	IP65	IP54	IP54	
DISPLAY DIMENSIONS (LxHxP INCH)	-	7.17 x 13.46 x 0.12	-	
INSTALLATION	Flush-mount / Wall-mount	Flush-mount / Wall-mount	Flush-mount / Wall-mount	
CALL BUTTONS	-	-	From 1 to 33	
VERSIONS	Analog Digital	Analog Digital	Analog	

**EASYCOM**

6203W - 6203B

Page 88

Door entry phone

Handsfree

-

3.5 x 6.3 x 1.1

Wall-mount
Desk base (6212)

8

6203W White
6203B Black**COMELIT
APP*****REMOTE ANSWERING****VANDALCOM**

-

Page 118

Modular

Anti-vandal stainless steel

IK10

IP54

-

Flush-mount / Wall-mount

-

Analog
Digital**QUADRA**

4899M

Page 126

Complete unit

Die-cast aluminum

IK08

IP54

-

Wall-mount

From 1 to 4

Analog

**EMERGENCY**3460EA, 3460HEV,
3460HA, 3460HHV

Page 130

Complete unit

AISI 316 stainless steel,
0.12 inch thick

IK08

IP54

-

Flush-mount / Wall-mount
(3461)

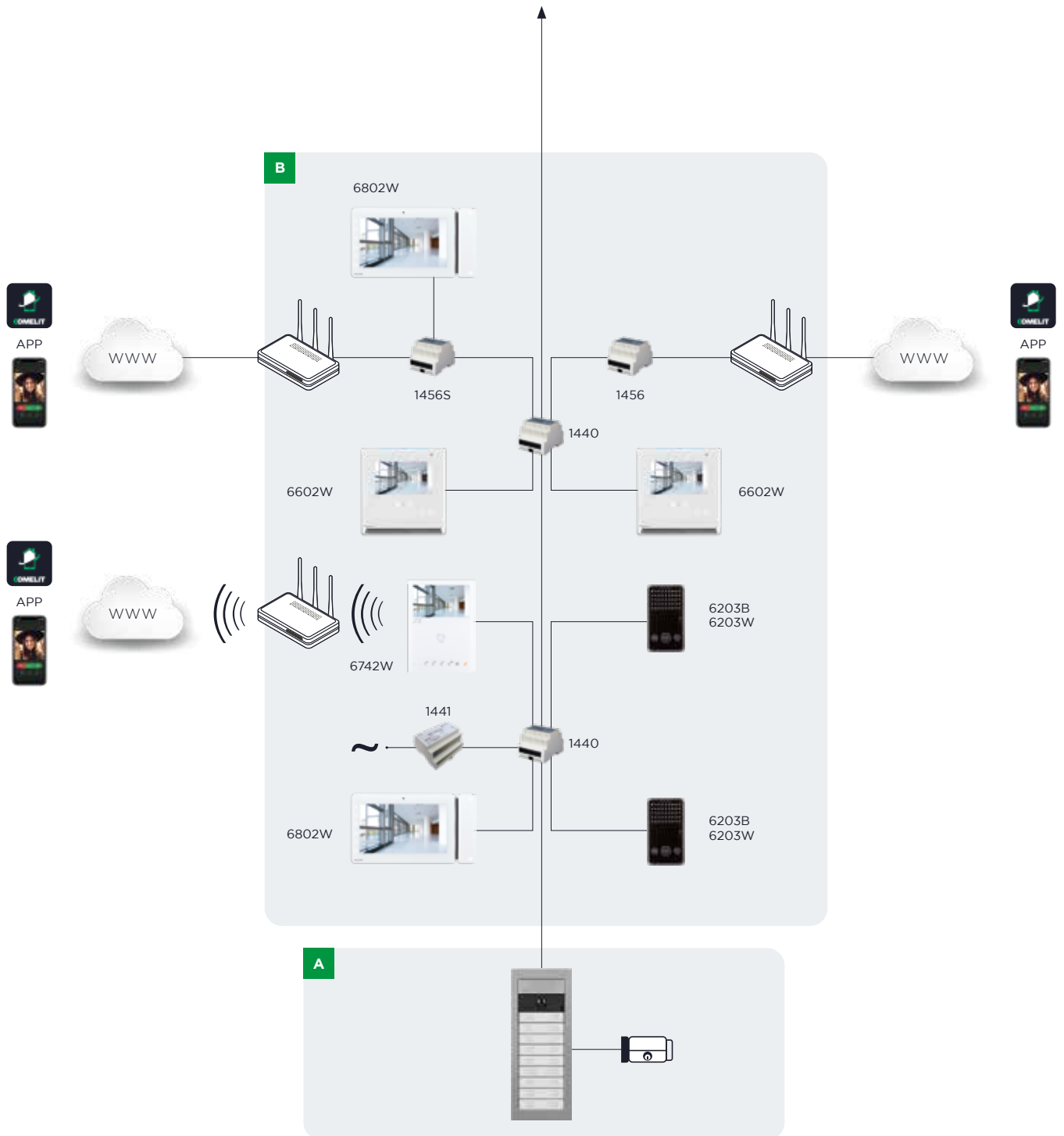
1

Analog



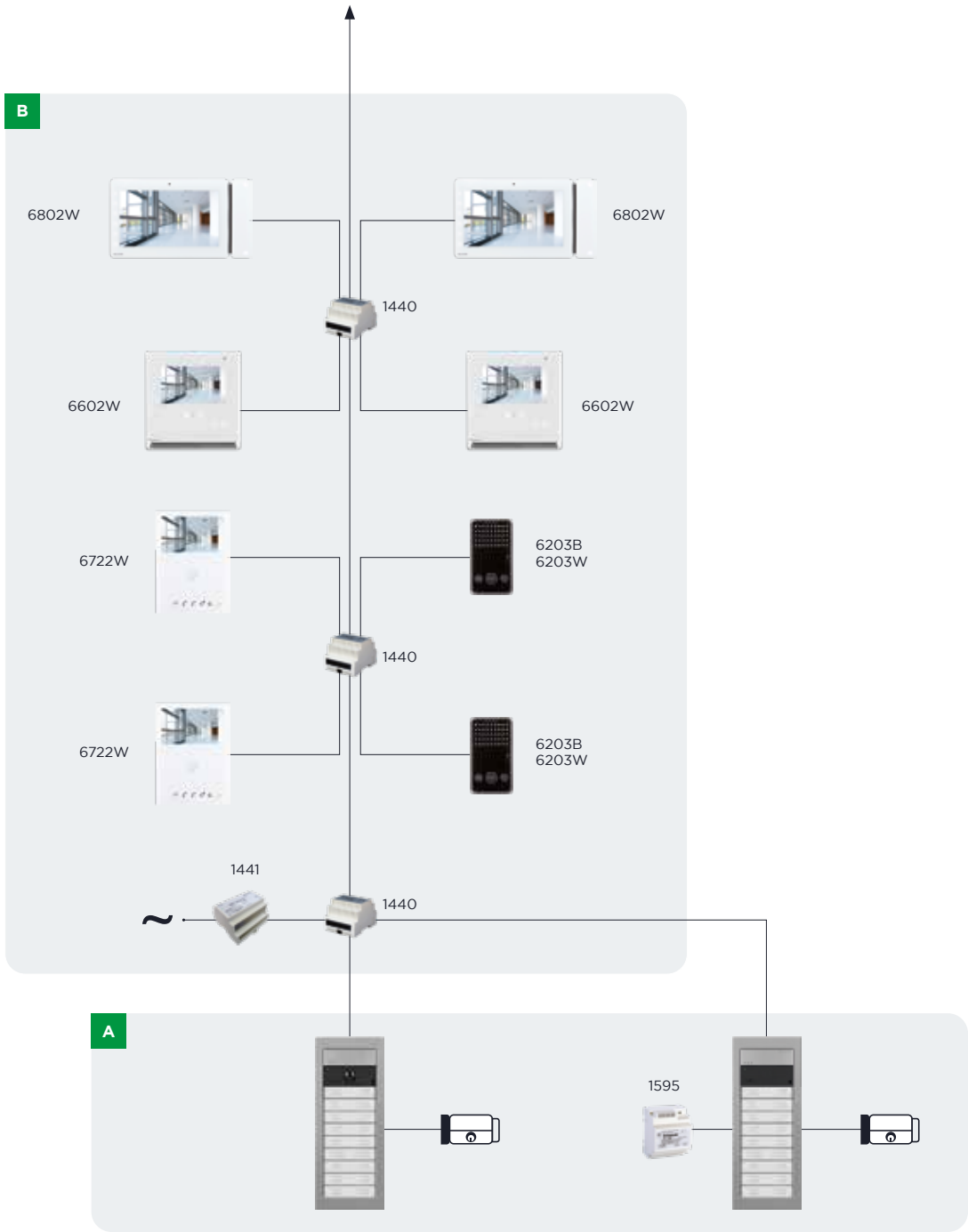
INSTALLATION LAYOUTS: VIDEO ENTRY PHONE SYSTEM CONSISTING OF 1 DIGITAL AUDIO/VIDEO INPUT AND 1 AUDIO/VIDEO RISER

GUIDE TO VIDEO ENTRY TECHNOLOGY



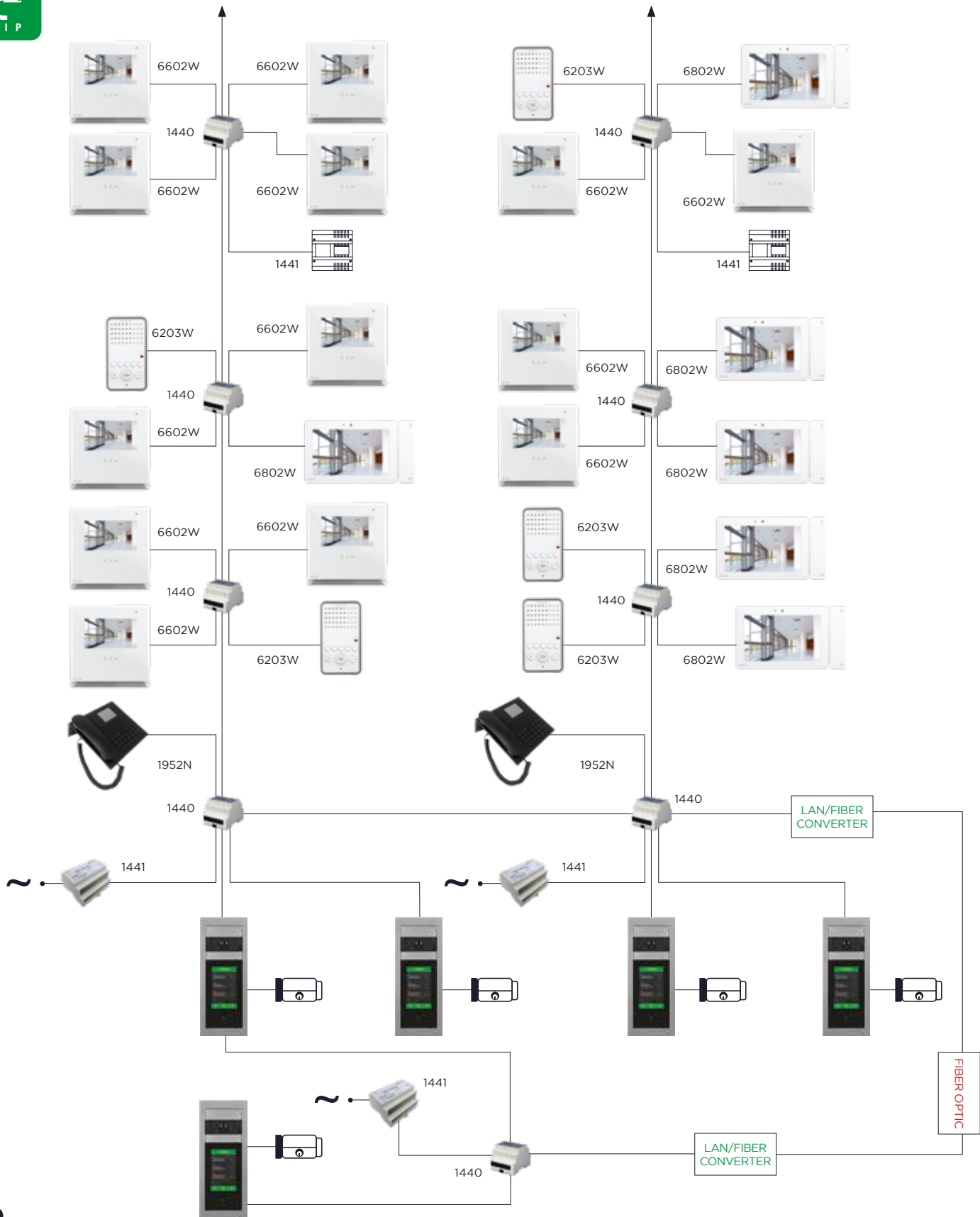
INSTALLATION LAYOUTS: VIDEO ENTRY PHONE SYSTEM CONSISTING OF 2 INPUTS: 1 AUDIO/VIDEO INPUT AND 1 AUDIO INPUT, 1 AUDIO/VIDEO RISER

GUIDE TO VIDEO ENTRY TECHNOLOGY



INSTALLATION LAYOUTS: VIDEO ENTRY PHONE SYSTEM CONSISTING OF 5 AUDIO/VIDEO INPUTS, 1 PORTER SWITCHBOARD. SYSTEM CAN BE EXPANDED WITH FIBRE OPTIC

GUIDE TO VIDEO ENTRY TECHNOLOGY



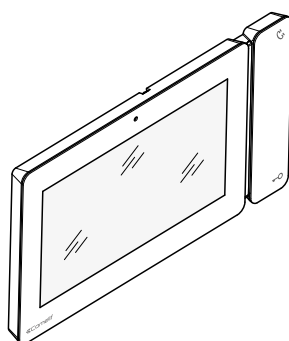


INTERNAL AUDIO/VIDEO UNITS

PRODUCT CATALOG

MAXI - 7" HANDSFREE DOOR ENTRY MONITOR

6801W 6802W 6802B 6842W 6813W



8.78 x 4.88 x 0.98 (LxHxP INCH)

7-inch 16:9 screen. Shiny surface in transparent scratch-resistant polycarbonate. Edges with matt brushed metal finish. Just 0.47 inch thick. Maxi combines a stylish, minimal design with the utmost simplicity in terms of usage, through functions activated via sensitive touch technology and a touch-screen monitor featuring capacitive technology (ViP version). Available in semi-flush, surface-mount and desk base versions.

MUST ADD MOUNTING EQUIPMENT

Installation systems



Technical
Manual



AVAILABLE VERSIONS



WHITE
6801W
6802W
6842W
6813W



BLACK
6802B

ACCESSORIES



6817 FLUSH-MOUNTED BOX FOR MAXI MONITOR
Flush-mounted box in black ABS. Dimensions: 212x115x50mm



6820 S2 & VIP MAXI MONITOR WALL SUPPORT
Wall support for Maxi monitor in ABS UV resistant. White RAL 9003 colour.






6821 WALL-MOUNT SUPPORT FOR MAXI MANAGER/WITH ANDROID
Wall mount for Maxi Manager and Maxi with Android monitors in ABS UV resistant. White RAL 9003 colour. Dimensions (WxHxD): 216.4x117.5x16 mm.



6812 DESK BASE FOR MAXI MONITOR
Desk base for desktop conversion of Maxi monitor. Dimensions: 105x75x110mm.

FEATURES AND FUNCTIONS

	6801W	6802W/6802B	6842W 	6813W  
GENERAL FEATURES				
Product weight (oz)	1.54	1.54	1.54	1.54
Product colour	White RAL9003, grey base RAL7001	White RAL9003, grey base RAL7001, black RAL9005	White RAL9003, grey base RAL7001	White RAL9003, grey base RAL7001
Material	ABS, Glass	ABS, Glass	ABS, Glass	ABS, Glass
Flush-mounted	Yes, with special accessory	Yes, with special accessory	Yes, with special accessory	Yes, with special accessory
Wall-mounted	Yes, with special accessory	Yes, with special accessory	Yes, with special accessory	Yes, with special accessory
Desk base-mounted	Yes, with special accessory	Yes, with special accessory	Yes, with special accessory	Yes, with special accessory
COMPATIBLE SYSTEMS				
Audio/Video Simplebus 2 with 4888CU power supply unit	Yes	-	-	-
Audio/Video Simplebus 2 with 1210 power supply unit	Yes	-	-	-
Kit Audio/video Simplebus 2 with 1209 power supply unit	Yes	-	-	-
VIP system	-	Yes	Yes	Yes
DISPLAY SPECIFICATIONS				
Size (inches)	7	7	7	7
Aspect ratio	16:9	16:9	16:9	16:9
Resolution (HxV)	800x480	800x480	800x480	1024x600
On-screen menu (OSD)	-	Yes with resistive touchscreen	Yes with resistive touchscreen	Yes with resistive touchscreen
AUDIO SPECIFICATIONS				
Type	Handsfree	Handsfree	Handsfree	Handsfree
Magnetic induction function	Yes (6801W/BM)	Yes	Yes	Yes
Microphone	Ø 0.2 inch omni-direction	Ø 0.2 inch omni-direction	Ø 0.2 inch omni-direction	4mm (ø), omnidirectional
Loudspeaker	Ø 3.15 inch 80Ohm 1W	Ø 3.15 inch 80Ohm 1W	Ø 3.15 inch 80Ohm 1W	80mm (ø), 80 ohm, 1W
Technologies implemented	Full-duplex	Full-duplex	Full-duplex	Full-duplex
ELECTRICAL SPECIFICATIONS				
Type of power supply	Power supply from video door entry bus	PoE	PoE	PoE
Power supply voltage	22-34VDC (bus)			
POE power supply	-	Standard IEEE 802.3af, Comelit PoE (56VDC)	Standard IEEE 802.3af, Comelit PoE (56VDC)	Standard IEEE 802.3af, Comelit PoE (56VDC)
Absorption in stand-by (mA)	36	33	50	87.5
Maximum current absorption (mA)	400	-	-	162.5
HARDWARE SPECIFICATIONS				
Type buttons	Capacitive	Capacitive	Capacitive	Capacitive
Service buttons	Lock-release, Answer, Silent (Privacy), Door open	Lock-release, Answer, Silent (Privacy), Menu, Messages, Door open	Lock-release, Answer, Silent (Privacy), Menu, Messages, Door open	Lock-release, Answer, Silent (Privacy), Menu, Messages, Door open
N° of programmable buttons for additional functions	4	2	2	2
Terminals	L L - + CFPI CFP2 S+ S- IN1 IN2	CFPI IN1 AL PAN OUT1 S+ S- OV	CFPI IN1 AL PAN OUT1 S+ S- OV	AI OV CFP Pan In4 Out1 S+ S
Removable terminals	Yes	Yes	Yes	Yes
Number of inputs	2	1	1	1
Number of outputs	1	1	1	1
Memory card supported	-	Micro-SD (not supplied)	Micro-SD (not supplied)	Micro-SD (not supplied)
Communication ports	-	RJ45 (Ethernet)	RJ45 (Ethernet)	RJ45 (Ethernet)
ADJUSTMENTS				
Loudspeaker volume	Yes	Yes	Yes	Yes
Ringtone volume	Yes	Yes	Yes	Yes
Microphone volume	Yes	Yes	Yes	-
Display brightness	Yes	Yes	Yes	-
Screen contrast	Yes	Yes	Yes	Yes
Screen colour	Yes	Yes	Yes	Yes
Display backlighting	-	Yes	Yes	-
NETWORK AND PROTOCOLS OF COMMUNICATION				
Type of LAN	-	Ethernet 10/100 Mbit/s, IEEE 802.3, IEEE 802.3u (Fast Ethernet)	Ethernet 10/100 Mbit/s, IEEE 802.3, IEEE 802.3u (Fast Ethernet)	Ethernet 10/100 Mbit/s, IEEE 802.3, IEEE 802.3u (Fast Ethernet)
Type of Wi-Fi connection	-	-	IEEE 802.11 b/g/n, 2.4 Ghz, 13 canali	IEEE 802.11 b/g/n, 2.4 Ghz, 13 canali
Encryption method and supported authentication	-	-	Reti OPEN WPA-PSK, TKIP WPA2-PSK, AES WEP 64 bits (codes with 5 ASCII digits or 10 hexadecimal), WEP 128 bits (codes with 13 ASCII digits or 26 hexadecimal), Authentication WPS (supported for WPA2-PSK)	Reti OPEN WPA-PSK, TKIP WPA2-PSK, AES WEP 64 bits (codes with 5 ASCII digits or 10 hexadecimal), WEP 128 bits (codes with 13 ASCII digits or 26 hexadecimal), Authentication WPS (supported for WPA2-PSK)
IP address assignment	-	Auto IP, DHCP, Static	DHCP	-
IoT connection to Comelit Cloud	-	-	Yes	Yes
Firmware updating via Comelit Cloud	-	-	Yes	Yes
ENVIRONMENTAL AND CONFORMITY SPECIFICATIONS				
IP protection rating	IP30	IP30	IP30	IP30
Operating temperature (°F)	23 - 104	23 - 104	23 - 104	23 - 104
RH max operating humidity (%)	25 - 75	25 - 75	25 - 75	25 - 75
Environmental class	I	I	I	I
Conformity and Certifications	RoHS II - 2011/65/UE (EN 50581:2012), EMC 2014/30/UE (EN 61000-6-1:2007, EN 61000-6-3:2007+A1:2011)	RoHS II - 2011/65/UE (EN 50581:2012), EMC 2014/30/UE (EN 61000-6-1:2007, EN 61000-6-3:2007+A1:2011)	RoHS II - 2011/65/UE (EN 50581:2012), RED 2014/53/UE (EN 60950-1:2006+A11:2009+A12:2011, +A2:2013, EN 62311:2008, EN 61000-6-1:2007, EN 61000-6-3:2007 + A1:2011, ETSI EN 301 489-1 V2.2.0, ETSI EN 301 489-17 V3.2.0, ETSI EN 300 328 V2.1.1)	RoHS II - 2011/65/UE (EN 50581:2012), RED 2014/53/UE (EN 60950-1:2006+A11:2009+A12:2011, +A2:2013, EN 62311:2008, EN 61000-6-1:2007, EN 61000-6-3:2007 + A1:2011, ETSI EN 301 489-1 V2.2.0, ETSI EN 301 489-17 V3.2.0, ETSI EN 300 328 V2.1.1)
MAIN FUNCTIONS				
Compatible with Comelit app	-	-	Yes	Yes
Door lock release	Yes	Yes	Yes	Yes
Self-ignition	Yes	Yes	Yes	Yes
Intercom calls	Yes	Yes	Yes	Yes
Actuator control	Yes	Yes	Yes	Yes
Switchboard call	Yes	Yes	Yes	Yes
Input for floor door call	Yes	Yes	Yes	Yes
Output for call repetition	Yes	Yes	Yes	Yes
Silent mode (Privacy)	Yes	Yes	Yes	Yes
Video memory	-	Yes	Yes	Yes
Door opening upon call (Doctor)	Yes	Yes	Yes	Yes
Automatic answer (hands-free)	Yes	Yes	Yes	Yes
Door open alert	Yes	Yes	Yes	Yes
Call divert	Yes	Yes	Yes	Yes
Multiple addresses	Yes	-	-	-
Customisable ringtone	Yes	Yes	Yes	Yes
Date/time display	-	Yes	Yes	Yes
Alarm call transmission	Yes	Yes	Yes	Yes
Sending emails on event	-	Yes	Yes	-
Receipt of VIP messages	-	Yes	Yes	Yes
Function anti-burglary Vip	-	Yes	Yes	-

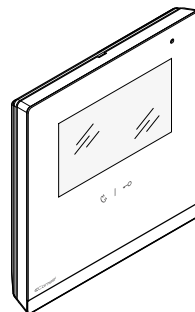


INTERNAL AUDIO/VIDEO UNITS

PRODUCT CATALOG

ICONA - 4.3" HANDSFREE DOOR ENTRY MONITOR

6601W 6602WK 6602W 6602B



5.6 x 5.7 x 0.9 (LxHxP INCH)

Colour monitor with 4.3" 16:9 touch screen, scratch-resistant polished surfaces in clear polycarbonate, edges with brushed metal finish. Equipped Sensitive Touch technology, with white backlit keys; second level functions can be viewed simply by swiping a finger across the screen.

MUST ADD MOUNTING EQUIPMENT

Installation systems



Technical
Manual



AVAILABLE VERSIONS



WHITE
6601W
6602W
6602WK



BLACK
6602B

ACCESSORIES



6117

PLANUX, SMART, ICONA FLUSH BACKBOX

Flush mounted box for Planux, Smart and Icona monitors. Dimensions: 132x132x50 mm



6117/U

FLUSH-MOUNTED BOX PLANUX SMART ICONA MONITORS. USA MARKET

Flush-mounted box for planux and smart monitor, suitable for fixing to beams or supports before masonry or plastering work. dimensions: 190x126x50.



6617

FLUSH-MOUNTED BOX FOR PLASTERBOARD. ICONA

Flush-mount box allowing mounting of Icona series monitors on plasterboard and/or cement walls. Dimensions: 129x129x50 mm



6118

MAXI, PLANUX, SMART, ICONA CLIPS FOR DRYWALL



6620

WALL BRACKET FOR ICONA MONITOR

Wall bracket for Icona monitor. Colour: White. Dimensions: 136.6x141.6x13.8 mm.



6612A

DESK BASE FOR ICONA MONITOR

Desk base installation accessory for Icona monitor. Dimensions 105x70x110 mm.

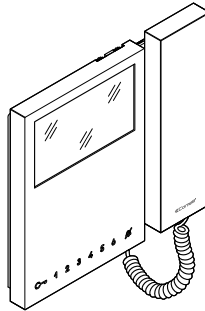
FEATURES AND FUNCTIONS

	6601W	6602W	6602B
GENERAL FEATURES			
Product weight (oz)	1,54	1,54	1,54
Product colour	White RAL9003, grey base RAL7001	White RAL9003, grey base RAL7001	Black RAL9005, grey base RAL7001
Material	ABS, Glass	ABS, Glass	ABS, Glass
Flush-mounted	Yes, with special accessory	Yes, with special accessory	Yes, with special accessory
Wall-mounted	Yes, with special accessory	Yes, with special accessory	Yes, with special accessory
Desk base-mounted	Yes, with special accessory	Yes, with special accessory	Yes, with special accessory
COMPATIBLE SYSTEMS			
Audio/Video Simplebus 2 with 4888CU power supply unit	Yes	-	-
Audio/video Simplebus 2 with 1210 power supply unit	Yes	-	-
Kit Audio/video Simplebus 2 with 1209 power supply unit	Yes	-	-
ViP system	-	Yes	Yes
DISPLAY SPECIFICATIONS			
Size (inches)	4,3	4,3	4,3
Aspect ratio	16:9	16:9	16:9
Resolution (HxV)	480x272	480x272	480x272
On-screen menu (OSD)	-	Yes with resistive touchscreen	Yes with resistive touchscreen
AUDIO SPECIFICATIONS			
Type	Handsfree	Handsfree	Handsfree
Magnetic induction function	Yes (6601W/BM)	Yes	Yes
Microphone	Ø 0.2 inch omni-direction	Ø 0.2 inch omni-direction	Ø 0.2 inch omni-direction
Loudspeaker	40 (ø) x 20 (H) mm, 8 ohm, 2W	40 (ø) x 20 (H) mm, 8 ohm, 2W	40 (ø) x 20 (H) mm, 8 ohm, 2W
Technologies implemented	Full-duplex	Full-duplex	Full-duplex
ELECTRICAL SPECIFICATIONS			
Type of power supply	Power supply from video door entry bus	PoE	PoE
Power supply voltage	22-34VDC (bus)	-	-
POE power supply	-	Standard IEEE 802.3af, Comelit PoE (56VDC)	Standard IEEE 802.3af, Comelit PoE (56VDC)
Absorption in standby (W)	-	2,64	2,64
Maximum current absorption (mA)	400	-	-
HARDWARE SPECIFICATIONS			
Type buttons	Capacitive	Capacitive	Capacitive
Service buttons	Lock-release, Answer, Silent (Privacy), Door open	Lock-release, Answer, Silent (Privacy), Menu, Messages, Door open	Lock-release, Answer, Silent (Privacy), Menu, Messages, Door open
N° of programmable buttons for additional functions	5	3	3
Terminals	L L - + CFP1 CFP2 S+ S- IN1 IN2	OUT1 V- PAN AL V- CFP OP- OP+ S- S+	OUT1 V- PAN AL V- CFP OP- OP+ S- S+
Removable terminals	Yes	Yes	Yes
Number of inputs	2	3	3
Number of outputs	-	1	1
Memory card supported	-	Micro-SD (not supplied)	Micro-SD (not supplied)
Communication ports	-	RJ45 (Ethernet)	RJ45 (Ethernet)
ADJUSTMENTS			
Loudspeaker volume	Yes	Yes	Yes
Ringtone volume	Yes	Yes	Yes
Display brightness	Yes	Yes	Yes
Screen contrast	Yes	Yes	Yes
NETWORK AND PROTOCOLS OF COMMUNICATION			
Type of LAN	-	Ethernet 10/100 Mbit/s, IEEE 802.3, IEEE 802.3u (Fast Ethernet)	Ethernet 10/100 Mbit/s, IEEE 802.3, IEEE 802.3u (Fast Ethernet)
Type of Wi-Fi connection	-	Auto IP, DHCP, Static	Auto IP, DHCP, Static
ENVIRONMENTAL AND CONFORMITY SPECIFICATIONS			
IP protection rating	IP30	IP30	IP30
Operating temperature (°F)	23 - 104	23 - 104	23 - 104
RH max operating humidity (%)	25 - 75	25 - 75	25 - 75
Environmental class	I	I	I
Conformity and Certifications	RoHS II - 2011/65/UE (EN 50581:2012), EMC 2014/30/UE (EN 61000-6-1:2007, EN 61000-6-3:2007+A1:2011)	RoHS II - 2011/65/UE (EN 50581:2012), EMC 2014/30/UE (EN 61000-6-1:2007, EN 61000-6-3:2007+A1:2011)	RoHS II - 2011/65/UE (EN 50581:2012), EMC 2014/30/UE (EN 61000-6-1:2007, EN 61000-6-3:2007+A1:2011)
MAIN FUNCTIONS			
Door lock release	Yes	Yes	Yes
Self-ignition	Yes	Yes	Yes
Intercom calls	Yes	Yes	Yes
Actuator control	Yes	Yes	Yes
Switchboard call	Yes	Yes	Yes
Input for floor door call	Yes	Yes	Yes
Output for call repetition	Yes	Yes	Yes
Silent mode (Privacy)	Yes	Yes	Yes
Video memory	-	Yes	Yes
Door opening upon call (Doctor)	Yes	Yes	Yes
Automatic answer (hands-free)	Yes	Yes	Yes
Door open alert	Yes	Yes	Yes
Multiple addresses	-	Yes	Yes
Customisable ringtone	Yes	Yes	Yes
Date/time display	-	Yes	Yes
Alarm call transmission	Yes	Yes	Yes
Receipt of ViP messages	-	Yes	Yes



MINI - 4,3" DOOR ENTRY MONITOR WITH HANDSET

6701W 6702W



6.89 x 6.3 x 0.87 (LxHxP INCH)

4.3" 16:9 color monitor, with adjustment of contrast, brightness and ringtone volume, 4 touch sensitive buttons for door lock release, selfignition, auxiliary command (switchboard call) and privacy function (8 buttons on deluxe version). Available in black or white.

Installation systems



Technical
Manual



ACCESSORIES



6711W

ADAPTER PLAQUE FOR MINI MONITOR W/ HANDSET. WHITE.
Mounting accessory for Mini Monitor when replacing Magis or Genius door entry monitors. Complete with backplate art. 6710. White. Dimensions: 300x270x3 mm.



6735W

ADD.BUTT. KIT FOR MINI MONITOR W/HANDSET, VIP
Accessory for conversion of Mini ViP series monitors Art 6702W into 7-button versions. Includes a 7-button faceplate and an electronic module for button activation, which can be installed quickly without the need to open the monitor casing.



6712A

DESK BASE FOR MINI SBC MONITOR WITH HANDSET
Desk base installation accessory for Mini monitor with handset in Simplebus 2 system.

6712V

DESK BASE FOR MINI MONITOR WITH HANDSET. VIP
Desk base for desktop conversion of ViP system Mini monitor with handset. Dimensions: 105x70x110 mm.


FEATURES AND FUNCTIONS

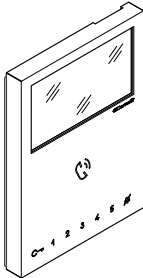
	6701W	6702W
GENERAL FEATURES		
Product weight (oz)	1.43	1.43
Product colour	White RAL9003	White RAL9003
Material	ABS	ABS
Wall-mounted	Yes	Yes
Desk base-mounted	Yes, with special accessory	Yes, with special accessory
COMPATIBLE SYSTEMS		
Audio/Video Simplebus 2 with 4888CU power supply unit	Yes	-
Audio/video Simplebus 2 with I210 power supply unit	Yes	-
Kit Audio/video Simplebus 2 with I209 power supply unit	Yes	-
VIP system	-	Yes
DISPLAY SPECIFICATIONS		
Size (inches)	4,3	4,3
Aspect ratio	16:9	16:9
Resolution (HxV)	480x272	480x272
On-screen menu (OSD)	-	Optional with art. 6735W
AUDIO SPECIFICATIONS		
Type	Handset	Handset
Magnetic induction function	Yes (6701W/BM)	Yes
Microphone	Ø 0.2 inch omni-direction	Ø 0.2 inch omni-direction
Loudspeaker	40 (ø) x 5.1 (H) mm, 100 ohm, 0.25W	40 (ø) x 5.1 (H) mm, 100 ohm, 0.25W
ELECTRICAL SPECIFICATIONS		
Type of power supply	Power supply from video door entry bus	PoE
Power supply voltage	22 - 28 Vdc	36 - 57 Vdc
POE power supply	-	Standard IEEE 802.3af, Comelit PoE (56VDC)
Absorption in stand-by (mA)	-	30
Maximum current absorption (mA)	200	-
HARDWARE SPECIFICATIONS		
Type buttons	Capacitive	Capacitive
Service buttons	Lock-release, Silent (Privacy), Door open	Lock-release, Silent (Privacy), Door open
N° of programmable buttons for additional functions	2	2 (5 with accessories or art. 6735W)
Terminals	L L CFP1 CFP2	IN1 IN2 IN3 GND
Removable terminals	Yes	Yes
Number of inputs	-	3
Communication ports	-	RJ45 (Ethernet)
ADJUSTMENTS		
Volume Loudspeaker	-	Yes
Ringtone volume	Yes	Yes
Display brightness	Yes	-
Screen colour	Yes	-
Display backlighting	-	Yes
Network and protocols of communication		
Type of LAN	-	Ethernet 10/100 Mbit/s, IEEE 802.3, IEEE 802.3u (Fast Ethernet)
Type of Wi-Fi connection	-	Auto IP, DHCP, Static
ENVIRONMENTAL AND CONFORMITY SPECIFICATIONS		
IP protection rating	IP30	IP30
Operating temperature (°F)	23 - 104	23 - 104
RH max operating humidity (%)	25 - 75	25 - 75
Environmental class	I	I
Conformity and Certifications	RoHS II - 2011/65/UE (EN 50581:2012), EMC 2014/30/UE (EN 61000-6-1:2007, EN 61000-6-3:2007+A1:2011)	RoHS II - 2011/65/UE (EN 50581:2012), EMC 2014/30/UE (EN 61000-6-1:2007, EN 61000-6-3:2007+A1:2011)
MAIN FUNCTIONS		
Door lock release	Yes	Yes
Self-ignition	Yes	Yes
Intercom calls	Yes	Yes
Actuator control	Yes	Yes
Switchboard call	Yes	Yes
Input for floor door call	Yes	Yes
Silent mode (Privacy)	Yes	Yes
Video memory	-	Yes
Door opening upon call (Doctor)	Yes	Yes
Door open alert	Yes	Yes
Call divert	-	Yes
Multiple addresses	Yes	Yes
Customisable ringtone	Yes	Yes
Date/time display	-	Yes
Alarm call transmission	Yes	-
Sending emails on event	-	Yes
Receipt of VIP messages	-	Yes
Function anti-burglary Vip	-	Yes



MINI HANDSFREE - 4,3" DOOR ENTRY MONITOR WITH HANDSFREE FUNCTION

6721W 6741W 6722W 6742W








4.53 x 6.3 x 0.87 (LxHxP INCH)

4:3" 16:9 color monitor, full-duplex audio, with adjustment of color, contrast, ringtone volume and melody customization. Available in white.




Installation systems







Technical Manual



AVAILABLE VERSIONS

	WHITE 6721W		WHITE VIP SYSTEM 6722W		WHITE WI-FI 6741W 6742W
---	----------------	---	------------------------------	---	----------------------------------

ACCESSORIES

	6711WV	ADAPTER PLATE FOR MINI HANDSFREE Adapter plate to finish the installation of the Mini Handsfree monitor in case of replacement of flush-mounted or wall-mounted Planux, Smart and Icona monitors. White color. Dimensions: 170x220x3 mm.
	6734W	ADD. BUTTONS KIT HANDS-FREE MINI MONITOR, WHITE Accessory for conversion of the monitors of the Mini series Art 6721W and 6721W/BM into 8-button versions. Includes an 8-button faceplate and an electronic module for button activation, which can be installed quickly without the need to open the monitor casing.
	6732A	DESK BASE FOR HANDS-FREE MINI MONITOR. S2 Desk base installation accessory for hands-free Mini monitor in Simplebus 2 system.
	6732V	DESK BASE FOR MINI HF MONITOR. VIP Accessory for desk installation of the Mini hands-free monitor, VIP system.



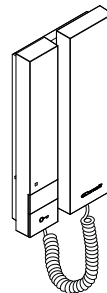
FEATURES AND FUNCTIONS

	6721W	6741W	6722W	6742W
GENERAL FEATURES				
Product weight (oz)	117	119	117	119
Product colour	White RAL9003	White RAL9003	White RAL9003	White RAL9003
Material	ABS	ABS	ABS	ABS
Wall-mounted	Yes	Yes	Yes	Yes
Desk base-mounted	Yes, with special accessory	Yes, with special accessory	Yes, with special accessory	Yes, with special accessory
COMPATIBLE SYSTEMS				
Audio/Video Simplebus 2 with 4888CU power supply unit	Yes	Yes	-	-
Audio/video Simplebus 2 with 1210 power supply unit	Yes	Yes	-	-
Kit Audio/video Simplebus 2 with 1209 power supply unit	Yes	Yes	-	-
ViP system	-	-	Yes	Yes
DISPLAY SPECIFICATIONS				
Size (inches)	4,3	4,3	4,3	4,3
Aspect ratio	16:9	16:9	16:9	16:9
Resolution (pixels)	480x272	480x272	480x272	480x272
On-screen menu (OSD)	-	Yes	Yes	Yes
AUDIO SPECIFICATIONS				
Type	Handsfree	Handsfree	Handsfree	Handsfree
Magnetic induction function	Yes (6721W/BM)	Yes (6741W/BM)	Yes	Yes
Microphone	Ø 0.2 inch omni-direction	Ø 0.2 inch omni-direction	Ø 0.2 inch omni-direction	Ø 0.2 inch omni-direction
Loudspeaker	36mm (ø), 40 ohm, 1W	36mm (ø), 40 ohm, 1W	36mm (ø), 40 ohm, 1W	36mm (ø), 40 ohm, 1W
ELECTRICAL SPECIFICATIONS				
Type of power supply	Power supply from video door entry bus	Power supply from video door entry bus	PoE	PoE
Power supply voltage	22 - 28 Vdc(bus)	22-34VDC (bus)	36 - 57 Vdc	36 - 57 Vdc
POE power supply	-	-	Standard IEEE 802.3af, Comelit PoE (56VDC)	Standard IEEE 802.3af, Comelit PoE (56VDC)
Absorption in stand-by (mA)	2	3 - 3,5 (BUILDING mode) 45 - 70 (KIT mode)	32	48
Absorption in standby (W) in kit mode	-	1,9	-	-
Maximum current absorption (mA)	325	-	-	-
HARDWARE SPECIFICATIONS				
Type buttons	Capacitive	Capacitive	Capacitive	Capacitive
Service buttons	Lock-release, Answer, Silent (Privacy), Door open	Lock-release, Answer, Silent (Privacy), Menu, Messages, Door open	Lock-release, Answer, Silent (Privacy), Menu, Messages, Door open	Lock-release, Answer, Silent (Privacy), Menu, Messages, Door open
N° of programmable buttons for additional functions	2 (5 with accessories Art. 6734W)	4	4	4
Terminals	L L CFP1 CFP2	L L CFP1 CFP2	-IN1 IN2 IN3	-IN1 IN2 IN3
Removable terminals	Yes	Yes	-	-
Number of inputs	-	-	3	3
Communication ports	-	-	RJ45 (Ethernet)	RJ45 (Ethernet)
ADJUSTMENTS				
Volume Loudspeaker	Yes	Yes	Yes	Yes
Ringtone volume	Yes	Yes	Yes	Yes
Display brightness	Yes	Yes	Yes	Yes
Screen contrast	Yes	-	-	-
Screen colour	Yes	-	-	-
NETWORK AND PROTOCOLS OF COMMUNICATION				
Type of LAN	-	-	Ethernet 10/100 Mbit/s, IEEE 802.3, IEEE 802.3u (Fast Ethernet)	Ethernet 10/100 Mbit/s, IEEE 802.3, IEEE 802.3u (Fast Ethernet)
Type of Wi-Fi connection	-	IEEE 802.11 b/g/n, 2.4 Ghz, 13 channels	-	IEEE 802.11 b/g/n, 2.4 Ghz, 13 channels
Encryption method and supported authentication	-	TKIP WPA2-PSK, AES WEP 64 bits (codes with 5 ASCII digits or 10 hexadecimal), WEP 128 bits (codes with 13 ASCII digits or 26 hexadecimal), Authentication WPS (supported for WPA2-PSK)	-	Reti OPEN WPA-PSK, TKIP WPA2-PSK, AES WEP 64 bits (codes with 5 ASCII digits or 10 hexadecimal), WEP 128 bits (codes with 13 ASCII digits or 26 hexadecimal), Authentication WPS (supported for WPA2-PSK WPA2-PSK)
Type of Wi-Fi connection	-	DHCP	Auto IP, DHCP, Static	Auto IP, DHCP, Static
IoT connection to Comelit Cloud	-	Yes	-	Yes
Firmware updating via Comelit Cloud	-	Yes	-	Yes
ENVIRONMENTAL AND CONFORMITY SPECIFICATIONS				
IP protection rating	IP30	IP30	IP30	IP30
Operating temperature (°F)	41 - 104	41 - 104	41 - 104	41 - 104
RH max operating humidity (%)	25 - 75	25 - 75	25 - 75	25 - 75
Environmental class	I	I	I	I
Conformity and Certifications	RoHS II - 2011/65/UE (EN 50581:2012), EMC 2014/30/UE (EN 61000-6-1:2007, EN 61000-6-3:2007+A1:2011)	RoHS II - 2011/65/UE (EN 50581:2012), RED 2014/53/UE (EN 60950-1:2006+A11:2009+A12:2011, +A2:2013, EN 62311:2008, EN 61000-6-1:2007, EN 61000-6-3:2007 + A1:2011, ETSI EN 301 489-1 V2.2.0, ETSI EN 301 489-17 V3.2.0, ETSI EN 300328 V2.1.1)	RoHS II - 2011/65/UE (EN 50581:2012), EMC 2014/30/UE (EN 61000-6-1:2007, EN 61000-6-3:2007+A1:2011)	RoHS II - 2011/65/UE (EN 50581:2012), RED 2014/53/UE (EN 60950-1:2006+A11:2009+A12:2011, +A2:2013, EN 62311:2008, EN 61000-6-1:2007, EN 61000-6-3:2007 + A1:2011, ETSI EN 301 489-1 V2.2.0, ETSI EN 301 489-17 V3.2.0, ETSI EN 300328 V2.1.1)
MAIN FUNCTIONS				
Compatibility with Comelit App	-	Yes	-	Yes
Door lock release	Yes	Yes	Yes	Yes
Self-ignition	Yes	Yes	Yes	Yes
Intercom calls	Yes	Yes	Yes	Yes
Actuator control	Yes	Yes	Yes	Yes
Switchboard call	Yes	Yes	Yes	Yes
Input for floor door call	Yes	Yes	Yes	Yes
Silent mode (Privacy)	Yes	Yes	Yes	Yes
Video memory	-	Yes	Yes	Yes
Door opening upon call (Doctor)	Yes	Yes	Yes	Yes
Automatic answer (hands-free)	Yes	Yes	Yes	Yes
Door open alert	Yes	Yes	Yes	Yes
Call divert	-	-	Yes	Yes
Multiple addresses	Yes	Yes	Yes	Yes
Customisable ringtone	Yes	Yes	Yes	Yes
Date/time display	-	Yes	Yes	Yes
Alarm call transmission	Yes	Yes	Yes	Yes
Sending emails on event	-	-	Yes	Yes
Receipt of ViP messages	-	-	Yes	Yes
Function anti-burglary ViP	-	-	Yes	Yes



MINI AUDIO - DOOR ENTRY PHONE WITH HANDSET

2703U 2812W 2712W 2708W/A 2738W/A 2719W



4.06 x 7.48 x 1.18 (LxHxP INCH)

MINI AUDIO is available in wall-mounted and, with the relative accessory, table top versions. It offers multiple functions: dedicated lockrelease button and, depending on the model, supplementary buttons; call volume control and privacy function with red indicator light to signal that the function is activated.

Installation systems



Technical
Manual



AVAILABLE VERSIONS



**WHITE
2 BUTTONS**
2703U
2712W
2708W/A
2738W/A
2812W



**WHITE
5 BUTTONS**
2719W

ACCESSORIES



2742W

DESK BASE FOR MINI DOOR-ENTRY PHONE WITH HANDSET

Desk base for desktop conversion of MINI series door-entry phones. Complete with 1.5 m cable and connection coupling.

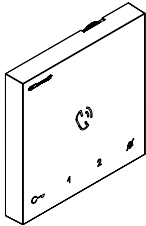
FEATURES AND FUNCTIONS

	2703U	2708W/A	2738W/A	2812W	2719W
GENERAL FEATURES					
Product weight (oz)	0.57	0.57	0.57	0.57	0.57
Product colour	White RAL9003	White RAL9003	White RAL9003	White RAL9003	White RAL9003
Material	ABS	ABS	ABS	ABS	ABS
Wall-mounted	Yes	Yes	Yes	Yes	Yes
Desk base-mounted	Yes, with special accessory	Yes, with special accessory	Yes, with special accessory	Yes, with special accessory	Yes, with special accessory
COMPATIBLE SYSTEMS					
Audio/video Simplebus 2 system	-	-	Yes	-	Yes
Audio Simplebus 2 system	-	-	Yes	-	Yes
Audio Simplebus 1 system	-	Yes	-	-	Yes
Audio/video system kit	-	-	Yes	2-wire Analogue	-
Traditional 4+N	Yes	-	-	-	-
AUDIO SPECIFICATIONS					
Type	Handset	Handset	Handset	Handset	Handset
Microphone	Ø 0.38 x 0.27 inch	Ø 0.38 x 0.27 inch	Ø 0.38 x 0.27 inch	Ø 0.38 x 0.27 inch	Ø 0.38 x 0.27 inch
Loudspeaker	Ø 0.02 inch; Max Input Power 0.5W	Ø 0.02 inch; Max Input Power 0.5W	Ø 0.02 inch; Max Input Power 0.5W	Ø 0.02 inch; Max Input Power 0.5W	Ø 0.02 inch; Max Input Power 0.5W
ELECTRICAL SPECIFICATIONS					
Power supply voltage	15-16VDC	20-28VDC	22-35VDC	12VAC	22-35VDC
Absorption in standby (mA)	-	0.7	0.7	-	-
Maximum current consumption (mA)	5,4	23	30	-	-
HARDWARE SPECIFICATIONS					
Type buttons	Mechanical	Mechanical	Mechanical	Mechanical	Mechanical
Service buttons	2	(3 with art. 2735)	(3 with art. 2735)	2	5
Visual indications	Yes	Yes	Yes	Yes	Si
Terminals	A B C D E C2 P2	L L CFP CFP	L L CFP CFP	0 12 A B C P1 S- S+	L L CFP CFP c4p4
ADJUSTMENTS					
Loudspeaker volume	Yes	Yes	Yes	Yes	Yes
Microphone volume	Yes	-	-	Yes	Yes
Ringtone volume	Yes	Yes	Yes	Yes	Yes
ENVIRONMENTAL AND CONFORMITY SPECIFICATIONS					
IP protection rating	IP30	IP30	IP30	IP30	IP30
Operating temperature (°F)	23 - 104	23 - 104	23 - 104	23 - 104	23 - 104
RH max operating humidity (%)	25 - 75	25 - 75	25 - 75	25 - 75	25 - 75
Environmental class	I	I	I	I	I
Conformity and Certifications	RoHS II - 2011/65/UE (EN 50581:2012), EMC 2014/30/UE (EN 61000-6-1:2007, EN 61000-6-3:2007+A1:2011)	RoHS II - 2011/65/UE (EN 50581:2012), EMC 2014/30/UE (EN 61000-6-1:2007, EN 61000-6-3:2007+A1:2011)	RoHS II - 2011/65/UE (EN 50581:2012), EMC 2014/30/UE (EN 61000-6-1:2007, EN 61000-6-3:2007+A1:2011)	RoHS II - 2011/65/UE (EN 50581:2012), EMC 2014/30/UE (EN 61000-6-1:2007, EN 61000-6-3:2007+A1:2011)	RoHS II - 2011/65/UE (EN 50581:2012), EMC 2014/30/UE (EN 61000-6-1:2007, EN 61000-6-3:2007+A1:2011)
MAIN FUNCTIONS					
Funzione Door lock release	Yes	Yes	Yes	-	Yes
Actuator control	-	Yes	Yes	-	Yes
Switchboard call	-	Yes	Yes	-	Yes
Priority call	-	-	-	-	Yes
Intercom calls	-	-	-	-	Yes
Selective intercom call	-	-	-	-	Yes
Silent mode (Privacy)	Yes	Yes	Yes	Yes	Yes
Door opening upon call (Doctor)	-	-	-	-	Yes
Call repetition	-	(yes with art. 2735)	(yes with art. 2735)	Yes	-
Floor door call	-	Yes	Yes	-	Yes
Electronic ringtone	Yes	Yes	Yes	Yes	Yes
Customisable ringtone	-	-	-	-	Yes



MINI AUDIO HANDSFREE, HANDSFREE DOOR ENTRY PHONE

6750W 6751W 6751W/U



4.13 x 4.13 x 0.79 (LxHxP INCH)

MINI series door-entry phone with full-duplex audio and integrated magnetic induction amplification system. It allows loudspeaker volume control and ringtone volume control, with choice of different melodies. Equipped with 5 touch sensitive buttons for audio key, lock-release, actuator control, switchboard call and privacy function, with door status indicator LED. Manages floor door calls as standard.

Installation systems



Technical
Manual



AVAILABLE VERSIONS



WHITE WITH
INDUCTION LOOP
6750W



WHITE
6751W
6751W/U

ACCESSORIES



6754

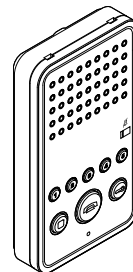
ADAPTER PLATE FOR MINI HANDSFREE AUDIO
Adapter plate for Mini Handsfree audio.

FEATURES AND FUNCTIONS		
	6750W	6751W 6751W/U
GENERAL FEATURES		
Product weight (oz)	0.33	0.33
Product colour	White	White
Material	Plastic, ABS	Plastic, ABS
Wall-mounted	Yes	Yes
Desk base-mounted	Yes, with special accessory	Yes, with special accessory
COMPATIBLE SYSTEMS		
Audio/Video Simplebus 2 with 4888CU power supply unit	Yes	-
Kit Audio/video Simplebus 2 with I209 power supply unit	Yes	-
Audio/video Simplebus 2 with I210 power supply unit	Yes	-
Audio Simplebus 2 with I210 power supply unit	Yes	Yes
AUDIO SPECIFICATIONS		
Type	Handsfree	Handsfree
Magnetic induction function	Yes	-
Microphone	Ø 0.38 x 0.26 inch	Ø 0.38 x 0.26 inch
ELECTRICAL SPECIFICATIONS		
Power supply voltage	22-35VDC	22-35VDC
Absorption in stand-by (mA)	2	2
Maximum current consumption (mA)	130	130
HARDWARE SPECIFICATIONS		
Type of buttons	Capacitive	Capacitive
Service buttons	5	5
Terminals	L L CFP1 CFP2	L L CFP1 CFP2
Removable terminals	Yes	Yes
ADJUSTMENTS		
Loudspeaker volume	Yes	Yes
Ringtone volume	Yes	Yes
ENVIRONMENTAL AND CONFORMITY SPECIFICATIONS		
IP protection rating	IP30	IP30
Operating temperature (°F)	23 - 104	23 - 104
RH max operating humidity (%)	25 - 75	25 - 75
Environmental class	I	I
Conformity and Certifications	RoHS II - 2011/65/UE (EN 50581:2012), EMC 2014/30/UE (EN 61000-6-1:2007 , EN 61000-6-3:2007+A1:2011)	RoHS II - 2011/65/UE (EN 50581:2012), EMC 2014/30/UE (EN 61000-6-1:2007 , EN 61000-6-3:2007+A1:2011)
MAIN FUNCTIONS		
Funzione Door lock release	Yes	Yes
Actuator control	Yes	Yes
Switchboard call	Yes	Yes
Priority call	Yes	Yes
Intercom calls	Yes	Yes
Selective intercom call	Yes	Yes
Silent mode (Privacy)	Yes	Yes
Door opening upon call (Doctor)	Yes	Yes
Floor door call	Yes	Yes
Electronic ringtone	Yes	Yes
Customisable ringtone	Yes	Yes



EASYCOM - HANDSFREE DOOR ENTRY PHONE

6203W 6203B



3.5 x 6.3 x 1.1 (LxHxP INCH)

EASYCOM is available in two versions: white and black with a silver colored frame. Both versions have blue keypad backlighting, call volume adjustment, privacy function, speaker volume adjustment and conversation privacy, 3 buttons for audio operation with LED status indicator, door lock-release control, and actuator control.

Installation systems



Technical
Manual



AVAILABLE VERSIONS



EASYCOM INTERCOM HF,
BLACK. VIP
6203B



EASYCOM INTERCOM HF,
WHITE. VIP
6203W

ACCESSORIES



6212

DESK BASE FOR EASYCOM DOOR-ENTRY PHONE

Stainless steel desk base suitable for all Easycom door-entry phone versions.

FEATURES AND FUNCTIONS		
	6203W	6203B
GENERAL FEATURES		
Product weight (oz)	0.72	0.72
Product colour	White RAL9016	Black
Material	Plastic, ABS	Plastic, ABS
Flush-mounted	Yes	Yes
Wall-mounted	Yes	Yes
Desk base-mounted	Yes	Yes
COMPATIBLE SYSTEMS		
ViP system	Yes	Yes
AUDIO SPECIFICATIONS		
Type	Handsfree	Handsfree
Magnetic induction function	Yes	Yes
Microphone	Ø 0.38 x 0.38 inch omni-direction	Ø 0.38 x 0.38 inch omni-direction
ELECTRICAL SPECIFICATIONS		
Type of power supply	PoE	PoE
Power supply voltage	36 - 57 Vdc	36 - 57 Vdc
HARDWARE SPECIFICATIONS		
Number of standard buttons	8	8
Terminals	GND AL CFP S- S+	GND AL CFP S- S+
Communication ports	RJ45 (Ethernet)	RJ45 (Ethernet)
ADJUSTMENTS		
Loudspeaker volume	Yes	Yes
Microphone volume	Yes	Yes
Ringtone volume	Yes	Yes
NETWORK AND PROTOCOLS OF COMMUNICATION		
Type of Wi-Fi connection	Auto IP	Auto IP
ENVIRONMENTAL AND CONFORMITY SPECIFICATIONS		
IP protection rating	IP30	IP30
Operating temperature (°F)	41 - 104	41 - 104
Environmental class	I	I
Conformity and Certifications	RoHS II - 2011/65/UE (EN 50581:2012), EMC 2014/30/UE (EN 61000-6-1:2007 , EN 61000-6-3:2007+A1:2011)	RoHS II - 2011/65/UE (EN 50581:2012), EMC 2014/30/UE (EN 61000-6-1:2007 , EN 61000-6-3:2007+A1:2011)
MAIN FUNCTIONS		
Door lock release	Yes	Yes
Intercom calls	Yes	Yes
Actuator control	Yes	Yes
Switchboard call	Yes	Yes
Input for floor door call	Yes	Yes
Silent mode (Privacy)	Yes	Yes
Door opening upon call (Doctor)	Yes	Yes
Call repetition	Yes	Yes
Multiple addresses	Yes	Yes
Electronic ringtone	Yes	Yes
Customisable ringtone	Yes	Yes



ULTRA - MODULAR ENTRANCE PANEL

CODES IN THE FOLLOWING TABLES



ULTRA VARIES ACCORDING TO THE COMPOSITION

ULTRA, the new and most technologically advanced entrance panel offering maximum ease of installation. This modular entrance panel features a modern design, created to adapt to a wide range of applications, from small to large complexes. Die-cast aluminium frames increase the entrance panel's resistance to atmospheric agents. Available in flush-mounting or surface-mounting versions (surface-mounting variant just 35 mm thick). Easy to install and configure, thanks to the smart programming of call buttons. Available in an audio and audio/video version with colour video camera. The buttons are made using professional-grade plastic given an anti-yellowing and anti-dulling treatment, or aluminium. Twilight sensor for automatic nameplate backlight switch-off during daytime hours. Ultra offers the highest degree of customisation also when it comes to blending in with its surroundings: this is why there are no less than three different colours available, including grey, a timeless classic, black for those who love elegance, and white for those seeking an entrance panel that stands out.

Installation systems



Technical
Manual



AVAILABLE VERSIONS

	EXAMPLE ANALOG AUDIO COMPOSITION		EXAMPLE ANALOG AUDIO/VIDEO COMPOSITION		EXAMPLE ANALOG AUDIO COMPOSITION		EXAMPLE ANALOG AUDIO/VIDEO COMPOSITION
	EXAMPLE DIGITAL AUDIO COMPOSITION		EXAMPLE DIGITAL AUDIO/VIDEO COMPOSITION		EXAMPLE DIGITAL AUDIO/VIDEO COMPOSITION WHITE		EXAMPLE DIGITAL AUDIO/VIDEO COMPOSITION BLACK

FEATURES AND FUNCTIONS

GENERAL FEATURES

Type	Modular
Material	ABS, Plastic, Aluminum alloy
Flush-mounted	Yes, with special accessory
Wall-mounted	Yes, with special accessory

COMPATIBLE SYSTEMS

Audio/Video Simplebus 2 with 4888CU power supply unit	Yes
Audio/video Simplebus 2 with I210 power supply unit	Yes
Kit audio/video Simplebus 2 with I209 power supply unit	Yes
Audio Simplebus 2 with I210 power supply unit	Yes
Audio Simplebus 1	Yes
ViP	Yes

HARDWARE SPECIFICATIONS

Call type	Buttons, Digital
Type buttons	Mechanical
Backlighting colour	White, Off

ENVIRONMENTAL AND CONFORMITY SPECIFICATIONS

IP protection rating	IP65
Anti-vandal IK protection rating	IK08
Operating temperature (°F)	-13 - 131
RH max operating humidity (%)	25 - 95
Environmental class	IV

COMPONENTS



FLUSH-MOUNTED BOXES FOR ULTRA

Code	Module	Dimensions
3110/1A	1	4.8 x 4.8 x 1.9 inch
3110/2A	2	4.8 x 8.3 x 1.9 inch
3110/3A	3	4.8 x 11.9 x 1.9 inch
3110/4A	4	4.8 x 15.4 x 1.9 inch



ADAPTER FOR 3RD PARTY PLATES

Code	Module	Dimensions
UT9331	1	5.43 x 5.91 x 1.46 inch
UT9332	2	5.43 x 9.48 x 1.46 inch
UT9333	3	5.43 x 13.05 x 1.46 inch



FLUSH-MOUNTED FRAMES

Code	Module	Dimensions
UT9161	1	4.9 x 5.3 x 1.4 inch
UT9161W	1	4.9 x 5.3 x 1.4 inch
UT9161B	1	4.9 x 5.3 x 1.4 inch
UT9162	2	4.9 x 8.9 x 1.4 inch
UT9162W	2	4.9 x 8.9 x 1.4 inch
UT9162B	2	4.9 x 8.9 x 1.4 inch
UT9163	3	4.9 x 12.5 x 1.4 inch
UT9163W	3	4.9 x 12.5 x 1.4 inch
UT9163B	3	4.9 x 12.5 x 1.4 inch
UT9164	4	4.9 x 16.1 x 1.4 inch
UT9164W	4	4.9 x 16.1 x 1.4 inch
UT9164B	4	4.9 x 16.1 x 1.4 inch



ULTRA (CONT.)



RAIN SHIELD FOR FLUSH-MOUNTED FRAMES

Code	Module	Dimensions
UT9181	1	5.1 x 5.5 x 1.2 inch
UT9181W	1	5.1 x 5.5 x 1.2 inch
UT9181B	1	5.1 x 5.5 x 1.2 inch
UT9182	2	5.1 x 9.1 x 1.2 inch
UT9182W	2	5.1 x 9.1 x 1.2 inch
UT9182B	2	5.1 x 9.1 x 1.2 inch
UT9183	3	5.1 x 12.6 x 1.2 inch
UT9183W	3	5.1 x 12.6 x 1.2 inch
UT9183B	3	5.1 x 12.6 x 1.2 inch
UT9184	4	5.1 x 16.2 x 1.2 inch
UT9184W	4	5.1 x 16.2 x 1.2 inch
UT9184B	4	5.1 x 16.2 x 1.2 inch
UT9184H	2x2	10.2 x 9.1 x 1.2 inch
UT9186	6	10.2 x 12.7 x 1.2 inch
UT9188	8	10.2 x 16.2 x 1.2 inch
UT9189	9	15.2 x 12.7 x 1.2 inch



SURFACE-MOUNTED WALL HOUSINGS

Code	Module	Dimensions
UT9171	1	4.3 x 4.2 x 1.4 inch
UT9171W	1	4.3 x 4.2 x 1.4 inch
UT9171B	1	4.3 x 4.2 x 1.4 inch
UT9172	2	4.3 x 7.8 x 1.4 inch
UT9172W	2	4.3 x 7.8 x 1.4 inch
UT9172B	2	4.3 x 7.8 x 1.4 inch
UT9173	3	4.3 x 11.4 x 1.4 inch
UT9173W	3	4.3 x 11.4 x 1.4 inch
UT9173B	3	4.3 x 11.4 x 1.4 inch
UT9174	4	4.3 x 14.9 x 1.4 inch
UT9174W	4	4.3 x 14.9 x 1.4 inch
UT9174B	4	4.3 x 14.9 x 1.4 inch
UT9174H	2x2	8.7 x 7.8 x 1.4 inch
UT9176	6	8.7 x 11.4 x 1.4 inch
UT9178	8	8.7 x 14.9 x 1.4 inch
UT9179	9	13.1 x 11.4 x 1.4 inch



RAIN SHIELD FOR SURFACE-MOUNTED WALL HOUSINGS

Code	Module	Dimensions
UT9191	1	4.5 x 4.4 x 2.2 inch
UT9191W	1	4.5 x 4.4 x 2.2 inch
UT9191B	1	4.5 x 4.4 x 2.2 inch
UT9192	2	4.5 x 7.9 x 2.2 inch
UT9192W	2	4.5 x 7.9 x 2.2 inch
UT9192B	2	4.5 x 7.9 x 2.2 inch
UT9193	3	4.5 x 11.5 x 2.2 inch
UT9193W	3	4.5 x 11.5 x 2.2 inch
UT9193B	3	4.5 x 11.5 x 2.2 inch
UT9194	4	4.5 x 15.1 x 2.2 inch
UT9194W	4	4.5 x 15.1 x 2.2 inch
UT9194B	4	4.5 x 15.1 x 2.2 inch
UT9194H	2x2	8.7 x 7.8 x 2.2 inch
UT9196	6	9.0 x 11.5 x 2.2 inch
UT9198	8	8.9 x 15.1 x 2.2 inch
UT9199	9	13,3 x 11,5 x 2.2 inch

**ADAPTER PLATES**

Code	Module	Dimensions
UT9141	1	5.5 x 5.5 x 0.1 inch
UT9142	2	5.5 x 9.0 x 0.1 inch
UT9143	3	5.5 x 12.6 x 0.1 inch
UT9144	4	5.5 x 12.6 x 0.1 inch

**ANODISED ALUMINIUM FLUSH-MOUNTED FINISHING FRAMES**

Code	Module	Dimensions
31141	1	5.9 x 5.9 x 0.1 inch
31142	2	5.9 x 9.4 x 0.1 inch
31143	3	5.9 x 13 x 0.1 inch
31144	4	10.9 x 9.4 x 0.1 inch
31144L	4L*	5.9 x 16.5 x 0.1 inch
31146	6	10.9 x 13 x 0.1 inch
31149	9	15.9 x 13 x 0.1 inch

*4 vertically-aligned modules

**COLUMN FOR ENTRANCE PANEL, HEIGHT 170CM**

Code	Module	Dimensions
3639/1	1	7.2 x 5.1 x 3.9 inch
3639/2	2	7.2 x 9.5 x 3.9 inch
3639/3	3	7.2 x 13.9 x 3.9 inch
3640/1	1	7.2 x 5.1 x 3.9 inch
3640/2	2	7.2 x 9.5 x 3.9 inch
3640/3	3	7.2 x 13.9 x 3.9 inch

**45 DEGREE ANGLED HOUSING FOR ENTRANCE PANEL**

Code	Module	Dimensions
3649/1	1	7.2 x 5.1 x 3.9 inch
3649/2	2	7.2 x 9.5 x 3.9 inch
3649/3	3	7.2 x 13.9 x 3.9 inch



UT1010
UT1010W
UT1010B

SIMPLEBUS1 ULTRA AUDIO MODULE

Audio module for Ultra entrance panel, Simplebus 1 system. To be used in systems with power supply art. 1595 and art. 4888CU. Easy to install and configure, thanks to the smart programming of call buttons. Twilight sensor for automatic nameplate backlight switch-off during daytime hours. Omnidirectional digital microphone and dual loudspeaker for high-fidelity audio. Programmable audiovisual functions for users with disabilities. Designed for 2 call buttons. To be finished with cap, single button or double button in professional-grade plastic given an anti-yellowing and anti-dulling treatment or in aluminium. Adjustment and programming can be carried out without removing the module. Dimensions: 1 Ultra module. ULTRA, the new and most technologically advanced entrance panel offering maximum ease of installation. Available in flush-mounting (10 mm protrusion from the wall) or surface-mounting (just 35 mm protrusion from the wall) versions. Dimensions: 100x90x35 mm

Available in white RAL9010, black RAL9005 and silver



ULTRA (CONT.)



UT1090
UT1090W
UT1090B

ULTRA SB1 VIDEO+TOUCH COMPLETE ENTRANCE PANEL

Ultra series flush-mounted audio/video entrance panel with 5" touch-screen module, for Simplebus 1 system. For use in systems with power supply unit art. 1595. Twilight sensor for touch-screen backlighting management. Omnidirectional digital microphone and dual loudspeaker for high-fidelity audio. Wide-angle colour video camera with 120° horizontal and 90° vertical field of vision. Audio-visual indications for disabled individuals assistance request. 5" capacitive display with high visibility and impact-proof glass, plus white or black theme selection. Easy-to-use graphic interface, can be customised with virtual call buttons or with a number keypad to call users when the relevant code is known. Access control function with activation of the audio or audio/video module outputs and the system actuators. Buttons can be customised for direct calls to the switchboard, commercial activities with corresponding logos and to display welcome messages. Has a Wiegand output for interfacing with access control systems, an RFID reader for activation of an opening using keys or Comelit cards and a Bluetooth connection. Consists of audio/video module art. UT1020, Touch module art. UT9270, frame art. UT9163 and flush-mounted box art. 3110/3A. 10 mm protrusion from the wall. Dimensions (LxHxD): 125.5x317.5x55 mm.

Available in white RAL9010, black RAL9005 and silver



UT1090S

WALL-MNT COMPLETE VIDEO+TOUCH ULTRA ENT.PAN., SB1

Ultra series surface-mounted audio/video entrance panel with 5" Touchscreen module for Simplebus 1 system. To be used in systems with power supply unit art. 1595. Twilight sensor for touchscreen backlighting management. Omnidirectional digital microphone and double loudspeaker for high-fidelity audio. Wide-angle colour video camera with 120° horizontal, 90° vertical field of vision. Audio-visual indications for disabled individuals assistance request. 5" high-visibility capacitive display with impact-proof glass and theme selection (black or white). User-friendly graphic interface, can be customised with virtual call buttons or a number keypad to call the user directly when the code is known. Access control function with audio or audio/video module output and system actuator activation. Option of customising the buttons for direct calls to the switchboard, commercial activities with corresponding logos and viewing welcome messages. It has a Wiegand output for interfacing with access control systems, an RFID reader for activating an opening using keys or Comelit cards, and a Bluetooth connection. Consists of audio/video module art. UT1020, Touch module art. UT9270 and surface-mounted housing art. UT9173. Just 35 mm protrusion from the wall. Dimensions (LxHxD): 110x289x35 mm.



UT2010
UT2010W
UT2010B

SIMPLEBUS2 ULTRA AUDIO MODULE

Audio module for Ultra entrance panel, Simplebus 2 system. To be used in systems with power supply art. 1210. Easy to install and configure, thanks to the smart programming of call buttons. Twilight sensor for automatic nameplate backlight switch-off during daytime hours. Omnidirectional digital microphone and dual loudspeaker for high-fidelity audio. Programmable audiovisual functions for users with disabilities. Designed for 2 call buttons. To be finished with cap, single button or double button in professional-grade plastic given an anti-yellowing and anti-dulling treatment or in aluminium. Adjustment and programming can be carried out without removing the module. Dimensions: 1 Ultra module. ULTRA, the new and most technologically advanced entrance panel offering maximum ease of installation. Available in flush-mounting (10 mm protrusion from the wall) or surface-mounting (just 35 mm protrusion from the wall) versions. Dimensions: 100x90x35 mm

Available in white RAL9010, black RAL9005 and silver



UT8010
UT8010W
UT8010B

ULTRA IP (ViP) AUDIO MODULE

Audio module for Ultra entrance panel, IP (ViP) system. Twilight sensor for automatic nameplate backlighting power-off during daytime hours. Omnidirectional digital microphone and dual loudspeaker for high-fidelity audio. Audio-visual indications for disabled individuals assistance request can be activated via programming. Facility for 2 call buttons. To be finished with a cap, single button or double button in professional-grade plastic given an anti-yellowing and anti-dulling treatment or in aluminium. Regulation and programming without removing the module. Dimensions: 1 Ultra module. ULTRA, the new and most technologically advanced entrance panel offering maximum ease of installation. Available in flush-mounted (10 mm protrusion from the wall) or surface-mounted (just 35 mm protrusion from the wall) variants. Dimensions: 100x90x35 mm

Available in white RAL9010, black RAL9005 and silver



UT1010VC
UT1010VCW
UT1010VCB

ULTRA SIMPLEBUS1 AUDIO MODULE FOR REMOTE CAMERA

Audio module with facility for connection of an analogue remote camera with PAL standard for Ultra entrance panel, Simplebus 1 system. To be used in systems with power supply art. 1595 and art. 4888CU. Easy to install and configure, thanks to the smart programming of call buttons. Twilight sensor for automatic nameplate backlight switch-off during daytime hours Omnidirectional digital microphone and dual loudspeaker for high-fidelity audio. Programmable audiovisual functions for users with disabilities. Designed for 2 call buttons. To be finished with cap, single button or double button in professional-grade plastic given an anti-yellowing and anti-dulling treatment or in aluminium. Adjustment and programming can be carried out without removing the module. Dimensions: 1 Ultra module. ULTRA, the new and most technologically advanced entrance panel offering maximum ease of installation. Available in flush-mounting (10 mm protrusion from the wall) or surface-mounting (just 35 mm protrusion from the wall) versions. Dimensions: 100x90x35 mm

Available in white RAL9010, black RAL9005 and silver



UT2010VC
UT2010VCW
UT2010VCB

ULTRA SIMPLEBUS2 AUDIO MODULE FOR REMOTE CAMERA

Audio module with facility for connection of an analogue remote camera with PAL standard for Ultra entrance panel, Simplebus 2 system. To be used in systems with power supply art. 1210. Easy to install and configure, thanks to the smart programming of call buttons. Twilight sensor for automatic nameplate backlight switch-off during daytime hours. Omnidirectional digital microphone and dual loudspeaker for high-fidelity audio. Programmable audiovisual functions for users with disabilities. Designed for 2 call buttons. To be finished with cap, single button or double button in professional-grade plastic given an anti-yellowing and anti-dulling treatment or in aluminium. Adjustment and programming can be carried out without removing the module. Dimensions: 1 Ultra module. ULTRA, the new and most technologically advanced entrance panel offering maximum ease of installation. Available in flush-mounting (10 mm protrusion from the wall) or surface-mounting (just 35 mm protrusion from the wall) versions. Dimensions: 100x90x35 mm

Available in white RAL9010, black RAL9005 and silver



UT1020
UT1020W
UT1020B

ULTRA SIMPLEBUS1 AUDIO/VIDEO MODULE

Audio/video module for Ultra entrance panel, Simplebus 1 system. To be used in systems with power supply art. 1595 and art. 4888CU. Easy to install and configure, thanks to the smart programming of call buttons. Twilight sensor for automatic nameplate backlight switch-off during daytime hours. Omnidirectional digital microphone and dual loudspeaker for high-fidelity audio. Wide-angle colour video camera (field of vision: 120° horizontal, 90° vertical). Programmable audiovisual functions for users with disabilities. Designed for 2 call buttons. To be finished with cap, single button or double button in professional-grade plastic given an anti-yellowing and anti-dulling treatment or in aluminium. Adjustment and programming can be carried out without removing the module. Dimensions: 1 Ultra module. ULTRA, the new and most technologically advanced entrance panel offering maximum ease of installation. Available in flush-mounting (10 mm protrusion from the wall) or surface-mounting (just 35 mm protrusion from the wall) versions. Dimensions: 100x90x35 mm

Available in white RAL9010, black RAL9005 and silver



UT2090
UT2090W
UT2090B

ULTRA SB2 VIDEO+TOUCH COMPLETE ENTRANCE PANEL

Ultra series flush-mounted audio/video entrance panel with 5" touch-screen module, for Simplebus 2 system. To be used in systems with power supply unit art. 1210. Twilight sensor for touch-screen backlighting management. Omnidirectional digital microphone and dual loudspeaker for high-fidelity audio. Wide-angle colour video camera with 120° horizontal and 90° vertical field of vision. Audio-visual indications for disabled individuals assistance request. 5" capacitive display with high visibility and impact-proof glass, plus white or black theme selection. Easy-to-use graphic interface, can be customised with virtual call buttons or with a number keypad to call users when the relevant code is known. Access control function with activation of the audio or audio/video module outputs and the system actuators. Buttons can be customised for direct calls to the switchboard, commercial activities with corresponding logos and to display welcome messages. Has a Wiegand output for interfacing with access control systems, an RFID reader for activation of an opening using keys or Comelit cards and a Bluetooth connection. Consists of audio/video module art. UT2020, Touch module art. UT9270, frame art. UT9163 and flush-mounted box art. 3110/3A. 10 mm protrusion from the wall. Dimensions (LxHxD): 125.5x317.5x55 mm.

Available in white RAL9010, black RAL9005 and silver

ULTRA (CONT.)



UT2090S

WALL-MNT COMPLETE VIDEO+TOUCH ULTRA ENT.PAN., SB2

Ultra series surface-mounted audio/video entrance panel with 5" Touchscreen module for Simplebus 2 system. For use in systems with power supply unit art. 1210. Twilight sensor for touchscreen backlighting management. Omnidirectional digital microphone and double loudspeaker for high-fidelity audio. Wide-angle colour video camera with 120° horizontal, 90° vertical field of vision. Audio-visual indications for disabled individuals assistance request. 5" high-visibility capacitive display with impact-proof glass and theme selection (black or white). User-friendly graphic interface, can be customised with virtual call buttons or a number keypad to call the user directly when the code is known. Access control function with audio or audio/video module output and system actuator activation. Option of customising the buttons for direct calls to the switchboard, commercial activities with corresponding logos and viewing welcome messages. It has a Wiegand output for interfacing with access control systems, an RFID reader for activating an opening using keys or Comelit cards, and a Bluetooth connection. Consists of audio/video module art. UT2020, Touch module art. UT9270 and surface mounted housing art. UT9173. Just 35 mm protrusion from the wall. Dimensions (LxHxD): 110x289x35 mm.



UT8090

ULTRA VIP VIDEO+TOUCH COMPLETE ENTRANCE PANEL

Ultra series flush-mounted audio/video entrance panel with 5" touch-screen module, for IP (ViP) system. Twilight sensor for touch-screen backlighting management. Omnidirectional digital microphone and dual loudspeaker for high-fidelity audio. Wide-angle colour video camera with 160° horizontal and 100° vertical field of vision. Audio-visual indications for disabled individuals assistance request. 5" capacitive display with high visibility and impact-proof glass, plus white or black theme selection. Easy-to-use graphic interface, can be customised with virtual call buttons or with a number keypad to call users when the relevant code is known. Access control function with activation of the audio or audio/video module outputs and the system actuators. Buttons can be customised for direct calls to the switchboard, commercial activities with corresponding logos and to display welcome messages. Has a Wiegand output for interfacing with access control systems, an RFID reader for activation of an opening using keys or Comelit cards and a Bluetooth connection. Consists of audio/video module art. UT8020, Touch module art. UT9270, frame art. UT9163 and flush-mounted box art. 3110/3A. 10 mm protrusion from the wall. Dimensions (LxHxD): 125.5x317.5x55 mm.



UT8090S

WALL-MNT COMPLETE VIDEO+TOUCH ULTRA ENT.PAN., VIP

Ultra series surface-mounted audio/video entrance panel with 5" Touchscreen module for IP (ViP) system. Twilight sensor for touchscreen backlighting management. Omnidirectional digital microphone and double loudspeaker for high-fidelity audio. Wide-angle colour video camera with 160° horizontal, 100° vertical field of vision. Audio-visual indications for disabled individuals assistance request. 5" high-visibility capacitive display with impact-proof glass and theme selection (black or white). User-friendly graphic interface, can be customised with virtual call buttons or a number keypad to call the user directly when the code is known. Access control function with audio or audio/video module output and system actuator activation. Option of customising the buttons for direct calls to the switchboard, commercial activities with corresponding logos and viewing welcome messages. It has a Wiegand output for interfacing with access control systems, an RFID reader for activating an opening using keys or Comelit cards, and a Bluetooth connection.

Consists of audio/video module art. UT8020, Touch module art. UT9270 and surface-mounted housing art. UT9173. Just 35 mm protrusion from the wall. Dimensions (LxHxD): 110x289x35 mm.



UT2020/4

SB2 ULTRA AUDIO/VIDEO MODULE, 4 USERS

Audio/video module for Ultra entrance panel for up to 4 users, Simplebus 2 system. Easy to install and configure, thanks to smart call button programming. Twilight sensor for automatic nameplate backlighting power-off during daytime hours. Omnidirectional



UT2020
UT2020W
UT2020B

ULTRA SIMPLEBUS2 AUDIO/VIDEO MODULE

Audio/video module for Ultra entrance panel, Simplebus 2 system. To be used in systems with power supply art. 1210. Easy to install and configure, thanks to the smart programming of call buttons. Twilight sensor for automatic nameplate backlight switch-off during daytime hours. Omnidirectional digital microphone and dual loudspeaker for high-fidelity audio. Wide-angle colour video camera (field of vision: 120° horizontal, 90° vertical). Programmable audiovisual functions for users with disabilities. Designed for 2 call buttons. To be finished with cap, single button or double button in professional-grade plastic given an anti-yellowing and anti-dulling treatment or in aluminium. Adjustment and programming can be carried out without removing the module. Dimensions: 1 Ultra module. ULTRA, the new and most technologically advanced entrance panel offering maximum ease of installation. Available in flush-mounting (10 mm protrusion from the wall) or surface-mounting (just 35 mm protrusion from the wall) versions. Dimensions: 100x90x35 mm

Available in white RAL9010, black RAL9005 and silver



UT8020
UT8020W
UT8020B

IP (ViP) ULTRA AUDIO/VIDEO MODULE

Audio/video module for Ultra entrance panel, IP (ViP) system. Twilight sensor for automatic nameplate backlighting power-off during daytime hours. Omnidirectional digital microphone and dual loudspeaker for high-fidelity audio. Wide-angle colour video camera (field of vision: 160° horizontal, 90° vertical) Audio-visual indications for disabled individuals assistance request can be activated via programming. Facility for 2 call buttons. To be finished with a cap, single button or double button in professional-grade plastic given an anti-yellowing and anti-dulling treatment or in aluminium. Regulation and programming without removing the module. Dimensions: 1 Ultra module. ULTRA, the new and most technologically advanced entrance panel offering maximum ease of installation. Available in flush-mounted (10 mm protrusion from the wall) or surface-mounted (just 35 mm protrusion from the wall) variants. Dimensions: 100x90x35 mm

Available in white RAL9010, black RAL9005 and silver



UT9200

ULTRA CALL BUTTON MODULE

Call button module for Ultra entrance panel, compatible with all systems. With facility for 8 call buttons in professional-grade plastic given an anti-yellowing and anti-dulling treatment or in aluminium. For completion with 4 single buttons art. UT9211, UT9211M, UT9211FM (4 calls), 4 double buttons art. UT9212, UT9212M, UT9212FM (8 calls) or with caps art. UT9221, UT9221M. Automatic nameplate backlight switch-off during daytime hours via the twilight sensor for the paired audio or audio/video module. White nameplate lighting. Dimensions (LxHxD): 100x90x35 mm.



UT9310M

MAGNETIC INDUCTION MODULE, ULTRA

Module with coil for hearing impaired users, for Ultra entrance panel, compatible with all systems. Allows hearing impaired users with hearing aids featuring the T function to hear the audio from the external unit. Anodised aluminium alloy front panel. Dimensions: 1 Ultra module. Dimensions: 100x90x35 mm



UT9260M

DIGITAL DIRECTORY MODULE WITH DISPLAY, ULTRA

Digital directory module for Ultra entrance panel, compatible with all systems. Bluetooth connection for managing names in the directory using the installer's MyComelit app. Buttons for user selection and calling. Option of customising one button for direct calls to the switchboard, commercial activities, activation of an automated opening or a light. Equipped with a 3.5" colour graphic display. Can be paired with the numeric keypad module to directly call the user when the relevant code is known, or for the access control function with activation of the audio or audio/video module outputs and the system actuators. Dimensions: 100x90x35 mm.

[Check availability on the website pro.comelitgroup.com](http://pro.comelitgroup.com)



UT9270

TOUCH-SCREEN MODULE, ULTRA

Touchscreen module for Ultra entrance panel, compatible with all systems. Bluetooth connection for managing names in the directory using the installer's MyComelit app. Easy-to-use graphic interface allows the button interface to be customised for direct calls to switchboard, commercial activities (with corresponding logos), activation of an automated opening or light and viewing of apartment block messages. Can be used as a number keypad module to directly call the user when the relevant code is known, or for the access control function with activation of the audio or audio/video module outputs and the system actuators. 5" capacitive display with high visibility and impact-proof glass, plus theme selection (white or black). Has a Wiegand output for interfacing with access control systems. Equipped with RFID reader for activation of an opening using keys or Comelit cards. Automatic backlight regulation via the twilight sensor for the paired audio or audio/video module. Dimensions: 2 Ultra modules.



UT9279M
UT9279MW
UT9279MB

ULTRA NUMBER KEYPAD MODULE

Module with number keypad for Ultra entrance panel, compatible with all systems. Can be used as a module to directly call the user when the relevant code is known, and for the access control function with activation of the on-board relays and the audio or audio/video module outputs and the system actuators. The access codes can be Permanent (always valid), metered (valid for a specific number of uses) or associated with a validity date. In the latter case, each code can be assigned a start date/validity end date, dual daily time band, validity days. Each access code can be assigned up to 4 actions. The function enabling playback for the corresponding audio message when each button is pressed can be activated. There is also an event log containing all information (codes activated, user who used them, users called, etc.) which can store up to 1275 events. Has a Wiegand output for interfacing with access control systems. Automatic button backlight switch-off during daytime hours via the twilight sensor for the paired audio or audio/video module. Anodised aluminium alloy coating. Dimensions: 100x90x35 mm (1 Ultra module).

Available in white RAL9010, black RAL9005 and silver

EXTERNAL UNITS

PRODUCT CATALOG


ULTRA (CONT.)



SK9000U
SK9000UB
SK9000UW

ULTRA SIMPLEKEY BASIC MODULE

SimpleKey Basic access control module for Ultra entrance panel, compatible with all systems. Equipped with RFID reader for activation of an opening using keys or Comelit cards. Can store up to 1500 electronic keys. Anodised aluminium alloy coating. Dimensions: 1 Ultra module. Dimensions: 100x90x35 mm
Available in white RAL9010, black RAL9005 and silver



UT9290M
UT9290MW
UT9290MB

ULTRA ACCESS CONTROL READER MODULE

Module designed to house third-party access control units for Ultra entrance panel. Hole 40 x 40 mm. Coated in anodised aluminium alloy. Compatible with GS3 panel mount readers by Comelit PAC. Dimensions: 100x90x35mm. NOTE: mechanical compatibility with third-party panel-mount reader must be checked and verified for different models.
Available in white RAL9010, black RAL9005 and silver



UT9240
UT9240W
UT9240B

ULTRA INFORMATION MODULE

Info module for Ultra entrance panels, compatible with all systems. Automatic nameplate backlight switch-off during daytime hours via the twilight sensor for the paired audio or audio/video module. White nameplate lighting. Made using polymethyl methacrylate given a treatment increasing resistance to UV rays while preventing yellowing and dulling. Dimensions: 1 Ultra module. Dimensions: 100x90x35mm
Available in white RAL9010, black RAL9005 and silver



UT9240M
UT9240MW
UT9240MB

METAL ULTRA INFORMATION MODULE

Metal version of info module for Ultra entrance panels, compatible with all systems. Automatic nameplate backlight switch-off during daytime hours via the twilight sensor for the paired audio or audio/video module. White nameplate lighting. Made with aluminium trim to increase resistance to impact and polymethyl methacrylate treated to increase resistance to UV rays while preventing yellowing and dulling. Dimensions: 1 Ultra module. Dimensions: 100x90x35 mm
Available in white RAL9010, black RAL9005 and silver



UT9230M
UT9230MW
UT9230MB

METAL ULTRA BLANK MODULE

Metal version of the blank module for Ultra entrance panels. Coated in anodised aluminium alloy. Dimensions: 1 Ultra module. Dimensions: 100x90x35 mm
Available in white RAL9010, black RAL9005 and silver



UT9304M

MODULE DESIGNED FOR ULTRA SALTO READERS

Module designed to house Salto XS4 (mod. WRDP0B, WRDP0J) access control units for Ultra entrance panel. Hole 30x45 mm. Anodised aluminium alloy coating. Dimensions: 1 Ultra module.



UT9305M

ULTRA EMPTY MODULE TO HOUSE 3RD PARTY READERS

Blank module designed to house third-party access control units for Ultra entrance panel. Black front panel, section 60.5 x 60.5 mm. Anodised aluminium alloy coating. Dimensions (LxHxD): 100x90x35 mm NOTE: you will need to check and verify the mechanical compatibility of third-party panel-mounted readers for each model!






ACCESSORIES

BUTTONS AND CAPS

	UT9211	SINGLE ULTRA BUTTON Single button for Ultra entrance panel. Made using polymethyl methacrylate given a treatment increasing resistance to UV rays while preventing yellowing and dulling. Double nameplate (blank and with a bell symbol) included. Easy nameplate replacement.
	UT9211M UT9211MW UT9211MB	SINGLE METAL ULTRA BUTTON Single button for Ultra entrance panel. Made with aluminium trim to increase resistance to impact and polymethyl methacrylate treated to increase resistance to UV rays while preventing yellowing and dulling. Double nameplate (blank and with a bell symbol) included. Easy nameplate replacement. <i>Available in white RAL9010, black RAL9005 and silver</i>
	UT9212	DOUBLE ULTRA BUTTON Double button for Ultra entrance panel. Made using polymethyl methacrylate given a treatment increasing resistance to UV rays while preventing yellowing and dulling. Double nameplate (blank and with a bell symbol) included. Easy nameplate replacement.
	UT9212M UT9212MW UT9212MB	DOUBLE METAL ULTRA BUTTON Metal version of the double button for Ultra entrance panel. Made with aluminium trim to increase resistance to impact and polymethyl methacrylate treated to increase resistance to UV rays while preventing yellowing and dulling. Double nameplate (blank and with a divider symbol) included. Easy nameplate replacement. <i>Available in white RAL9010, black RAL9005 and silver</i>
	UT9211FM	SINGLE FULL METAL ULTRA BUTTON Full-Metal version of the single button for Ultra entrance panel. Made with an aluminium coating to increase resistance to impact and polymethyl methacrylate treated to increase resistance to UV rays while preventing yellowing and dulling.
	UT9212FM	DOUBLE FULL METAL ULTRA BUTTON Full Metal version double button for Ultra entrance panel. Made with aluminium coating to increase resistance to impact and polymethyl methacrylate treated to increase resistance to UV rays while preventing yellowing and dulling.
	UT9221	PLASTIC ULTRA CAP Cap for Ultra entrance panel. Made using polymethyl methacrylate given a treatment for resistance to UV rays while preventing yellowing and dulling.
	UT9221M UT9221MW UT9221MB	METAL ULTRA CAP Full Metal version cap for Ultra entrance panel. Made with aluminium coating to increase resistance to impact and polymethyl methacrylate treated to increase resistance to UV rays while preventing yellowing and dulling. <i>Available in white RAL9010, black RAL9005 and silver</i>
	UT9211FM/LM	SINGLE FULL METAL ULTRA LIGHT-ME BUTTON Full-Metal version of the single button for Ultra entrance panel with bulb symbol (for Light-Me function), engraved text and backlighting. Made with aluminium coating to increase resistance to impact and polymethyl methacrylate treated to increase resistance to UV rays while preventing yellowing and dulling.



ULTRA (CONT.)

	UT9211FM/CO	ULTRA FULL METAL SINGLE BUTTON - CONCIERGE Full-Metal version of the single button for Ultra entrance panel with “CONCIERGE” engraved text and backlighting. Made with aluminium coating to increase resistance to impact and polymethyl methacrylate treated to increase resistance to UV rays while preventing yellowing and dulling.
	UT9211FM/BE	FULL METAL SINGLE BUTTON, ULTRA BELL Full Metal version single button for Ultra entrance panel with engraved bell symbol and backlighting. Made with aluminium coating to increase resistance to impact and polymethyl methacrylate treated to increase resistance to UV rays while preventing yellowing and dulling.
	UT9211FM/Q	ULTRA FULL METAL SINGLE BUTTON - QR CODE Full Metal single button for Ultra entrance panel with engraved and backlit “Press here to scan QR code” text. Made with aluminium coating to increase resistance to impact and polymethyl methacrylate treated to increase resistance to UV rays while preven.
	UT9212FM/GQ	DOUBLE FULL METAL GUARDHOUSE BUTTON, ULTRA QR CODE Full Metal double button for Ultra entrance panel with engraved and backlit “Press here to scan QR code” and “Guardhouse” text. Made with aluminium coating to increase resistance to impact and polymethyl methacrylate treated to increase resistance to UV rays while preventing yellowing and dulling.
	UT9211FM/S	ULTRA FULL METAL SINGLE BUTTON - SECURITY Full Metal single button for Ultra entrance panel with engraved and backlit “Security” text. Made with aluminium coating to increase resistance to impact and polymethyl methacrylate treated to increase resistance to UV rays while preventing yellowing and dulling

FULL METAL BUTTONS WITH ENGRAVED TEXT AND BACKLIGHTING



*Full Metal buttons customizable on demand.

UT9212FM/12 Engraving: 1-2	UT9212FM/5PAB Engraving: 5°A - 5°B
UT9212FM/34 Engraving: 3-4	UT9212FM/6PAB Engraving: 6°A - 6°B
UT9212FM/56 Engraving: 5-6	UT9212FM/7PAB Engraving: 7°A - 7°B
UT9212FM/78 Engraving: 7-8	UT9212FM/8PAB Engraving: 8°A - 8°B
UT9212FM/910 Engraving: 9-10	UT9212FM/9PAB Engraving: 9°A - 9°B
UT9212FM/1112 Engraving: 11-12	UT9212FM/10PAB Engraving: 10°A - 10°B
UT9212FM/1314 Engraving: 13-14	UT9212FM/11PAB Engraving: 11°A - 11°B
UT9212FM/1516 Engraving: 15-16	UT9212FM/12PAB Engraving: 12°A - 12°B
UT9212FM/1718 Engraving: 17-18	UT9212FM/1PCD Engraving: 1°C - 1°D
UT9212FM/1920 Engraving: 19-20	UT9212FM/2PCD Engraving: 2°C - 2°D
UT9212FM/2122 Engraving: 21-22	UT9212FM/3PCD Engraving: 3°C - 3°D
UT9212FM/2324 Engraving: 23-24	UT9212FM/4PCD Engraving: 4°C - 4°D
UT9212FM/2526 Engraving: 25-26	UT9212FM/5PCD Engraving: 5°C - 5°D
UT9212FM/2728 Engraving: 27-28	UT9212FM/6PCD Engraving: 6°C - 6°D
UT9212FM/2930 Engraving: 29-30	UT9212FM/7PCD Engraving: 7°C - 7°D
UT9212FM/3132 Engraving: 31-32	UT9212FM/8PCD Engraving: 8°C - 8°D
UT9212FM/1PAB Engraving: 1°A - 1°B	UT9212FM/9PCD Engraving: 9°C - 9°D
UT9212FM/2PAB Engraving: 2°A - 2°B	UT9212FM/10PCD Engraving: 10°C - 10°D
UT9212FM/3PAB Engraving: 3°A - 3°B	UT9212FM/11PCD Engraving: 11°C - 11°D
UT9212FM/4PAB Engraving: 4°A - 4°B	UT9212FM/12PCD Engraving: 12°C - 12°D


PRODUCT
CATALOGGUIDE TO
VIDEO ENTRY
TECHNOLOGYVIDEO ENTRY
TECHNOLOGY

101

ULTRA (CONT.)

ACCESSORIES

UT9331P **INSTALLATION KIT FOR PLASTERBOARD. 1 ULTRA MODULE**
Kit for installing the 1-module Ultra entrance panel on plasterboard walls.



UT9332P **INSTALLATION KIT FOR PLASTERBOARD. 2 ULTRA MODULES**
Kit for installing the 2-module Ultra entrance panel on plasterboard walls.

UT9333P **INSTALLATION KIT FOR PLASTERBOARD. 3 ULTRA MODULES**
Kit for installing the 3-module Ultra entrance panel on plasterboard walls.

UT9334P **INSTALLATION KIT FOR PLASTERBOARD. 4 ULTRA MODULES**
Kit for installing the 4-module Ultra entrance panel on plasterboard walls.



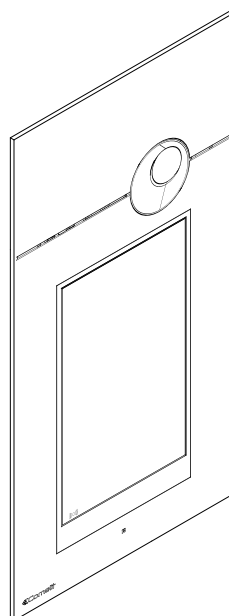
UT9333G **INSTALLATION KIT FOR GLASS. 3 ULTRA MODULES**
Kit for installing the 3-module Ultra entrance panel on glass walls.



UT9110 **ULTRA NAMEPLATE LABEL SHEETS**
The kit contains 5 sheets of labels for nameplates and 1 sheet for the information module.

3ONE6 - MONOLITHIC AUDIO/VIDEO ENTRANCE PANEL IN STAINLESS STEEL

3204XAS 3206XVS 3205XVS 3201XVS 3454HD/A 3453S 3453S/A 3452HD



7.17 x 13.46 x 0.12 (LxHxP INCH)

3ONE6 TOUCH is an entrance panel with 8" touch-screen display and Customizable interface.








Installation systems



Technical
Manual



AVAILABLE VERSIONS

	316 AUDIO ENT. PAN., 4 BUTTONS. - VIP		1 BUTTON FLUSH 316 ANALOG A/V PANEL VIP		316 SERIES SENSE HD A/V ENTRANCE PANEL, VIP.
	6 BUTTON FLUSH 316 ANALOG A/V PANEL VIP		STAINLESS STEEL 316 TOUCH A/V ENTRANCE PANEL, VIP		

FEATURES AND FUNCTIONS

	3ONE6 TOUCH	3ONE6 SENSE
GENERAL FEATURES		
Type	Monolithic	Monolithic
Product colour	Steel	Steel
Material	AISI 316 Stainless steel	AISI 316 Stainless steel
Flush-mounted	Yes	Yes
Wall-mounted	Yes, with special accessory	Yes, with special accessory
COMPATIBLE SYSTEMS		
Compatible with the audio and the audio/video unit	Art.4680C, Art.4682HD	Art.1622, Art.4680C, Art.4682HD
Audio/Video Simplebus 2 with 4888CU power supply unit	Yes	Yes
VIP	Yes	Yes
DISPLAY SPECIFICATIONS		
Display type	LCD, Graphic and Capacitive	LCD, Graphic
Size (Inches)	8	3
Resolution (pixel)	800x480	128x64
HARDWARE SPECIFICATIONS		
Call type	Buttons, Digital	Digital
Type buttons	Capacitive	Capacitive
Number of buttons	From 1 to 60	-
ENVIRONMENTAL AND CONFORMITY SPECIFICATIONS		
IP protection rating	IP54	IP54
Anti-vandal IK protection rating	IK08	IK08
Operating temperature (°F)	-13 - 131	-13 - 131
RH max operating humidity (%)	25 - 95	25 - 95
Environmental class	IV	IV



EXTERNAL UNITS

PRODUCT CATALOG

3ONE6 (CONT.)

ACCESSORIES



3458

ACCESS CONTROL MODULE FOR 316 EXTERNAL UNITS

Flush-mounted 3 mm thick stainless steel plate for housing the access control module. Can be used in conjunction with all entrance panels in the 316 range. Dimensions 88x182x3 mm



3460/6

FLUSH-MOUNT BOX FOR 3ONE6 ANALOG, TOUCH, SENSE

Flush-mounted box for 3ONE6 ANALOG, 3ONE6 TOUCH (art. 3453S, 3453S/A, 3454HD, 3454HD/A), 3ONE6 SENSE (art. 3451S, 3451AS, 3452HD). Dimensions: 164x323x56 mm



3462/6

WALL HOUSING FOR 3ONE6 ANALOG, TOUCH, SENSE

Stainless steel accessory for wall-mounted entrance panels 3ONE6 ANALOG, 3ONE6 TOUCH (art. 3453S, 3453S/A, 3454HD, 3454HD/A), 3ONE6 SENSE (art. 3451S, 3451AS, 3452HD). Dimensions 180x340x56 mm



1596B

POWER SUPPLY 33VDC 60W 100-240VAC, PSE CERTIFIED

Power supply unit with 110-230 VAC primary and 33 VDC / 1.8A continuous output for 316 range entrance panels. Equipped with internal protection against current overload and short circuits. Dimensions: 118x92.59x60.5 mm (7 DIN modules). PSE certified.



3459

ROOF COMPLETE WITH LEDS FOR SENSE 316 ST. STEEL ENT. PANEL

Rain shield for 316 series panels.

PEDESTALS

- **316 PP:** PEDESTAL PRO 104TOW-COM-001-304

- **316/3458 PP:** PEDESTAL PRO WITH ADD ON 3458 10TOW-COM-002-304



SWITCH - STAINLESS STEEL ENTRANCE PANEL WITH DIE-CAST COVER

CODES IN THE FOLLOWING TABLES



SWITCH VARIES ACCORDING TO THE COMPOSITION

Monoblock entrance panel in 0,10 inch thick stainless steel; The ultraslim design makes it ideal for both wall-mounting and flush-mounting (with the relative accessories). In addition to the front plate, the art. 1250U is also included with the panel. 1250U needed to place the audio or audio/video group purchased separately depending on the type of wiring (2-wire Digital or ViP). The front plate is complete with mounted and wired buttons art. 3061M and 3061S.

Installation systems



Technical
Manual



FEATURES AND FUNCTIONS

GENERAL FEATURES

Type	Monolithic
Product colour	Stainless
Material	AISI 316 Stainless steel
Flush-mounted	Yes, with special accessory
Wall-mounted	Yes, with special accessory

COMPATIBLE SYSTEMS

Compatible with the audio and the audio/video unit	Art.1682, Art.1621, Art.1622, Art.1622VC, Art.4680C, Art.4681, Art.4682HD
Audio/Video Simplebus 2 with 4888CU power supply unit	Yes
Audio/video Simplebus 2 with 1210 power supply unit	Yes
Kit audio/video Simplebus 2 with 1209 power supply unit	Yes
Audio Simplebus 2 with 1210 power supply unit	Yes
Audio Simplebus 1	Yes
ViP	Yes

HARDWARE SPECIFICATIONS

Call type	Buttons
Type buttons	Mechanical
Number of buttons	From 1 to 80
Backlighting colour	White

ENVIRONMENTAL AND CONFORMITY SPECIFICATIONS

IP protection rating	IP54
Anti-vandal IK protection rating	IK08
Operating temperature (°F)	-13 - 131
RH max operating humidity (%)	25 - 95
Environmental class	IV

COMPONENTS

FRONT PLATE



CODE	N. Buttons	N. Columns	Dimensions
IX0101	1	1	10.34 x 5.9 x 0.10 inch
IX0102	2	1	10.34 x 5.9 x 0.10 inch
IX0103	3	1	10.34 x 5.9 x 0.10 inch
IX0104	4	1	10.34 x 5.9 x 0.10 inch
IX0105	5	1	14.53 x 5.9 x 0.10 inch
IX0106	6	1	14.53 x 5.9 x 0.10 inch
IX0107	7	1	14.53 x 5.9 x 0.10 inch
IX0108	8	1	14.53 x 5.9 x 0.10 inch
IX0109	9	1	18.72 x 5.9 x 0.10 inch
IX0110	10	1	18.72 x 5.9 x 0.10 inch
IX0111	11	1	18.72 x 5.9 x 0.10 inch
IX0112	12	1	18.72 x 5.9 x 0.10 inch
IX0212	12	2	15.58 x 8.5 x 0.10 inch
IX0214	14	2	15.58 x 8.5 x 0.10 inch
IX0216	16	2	15.58 x 8.5 x 0.10 inch
IX0218	18	2	15.58 x 8.5 x 0.10 inch
IX0220	20	2	19.76 x 8.5 x 0.10 inch
IX0222	22	2	19.76 x 8.5 x 0.10 inch
IX0224	24	2	19.76 x 8.5 x 0.10 inch
IX0226	26	2	19.76 x 8.5 x 0.10 inch
IX0324	24	3	17 x 11.9 x 0.10 inch
IX0327	27	3	17 x 11.9 x 0.10 inch
IX0330	30	3	17 x 11.9 x 0.10 inch
IX0333	33	3	17 x 11.9 x 0.10 inch
Available only on order			
IX0336	36	3	19.76 x 11.9 x 0.10 inch
IX0339	39	3	19.76 x 11.9 x 0.10 inch
IX0440	40	4	19.76 x 16.1 x 0.10 inch
IX0444	44	4	19.76 x 16.1 x 0.10 inch
IX0448	48	4	19.76 x 16.1 x 0.10 inch
IX0452	52	4	19.76 x 16.1 x 0.10 inch
IX0555	55	5	19.76 x 19.49 x 0.10 inch
IX0560	60	5	19.76 x 19.49 x 0.10 inch
IX0565	65	5	19.76 x 19.49 x 0.10 inch
IX0570	70	5	23.95 x 19.49 x 0.10 inch
IX0575	75	5	23.95 x 19.49 x 0.10 inch
IX0580	80	5	23.95 x 19.49 x 0.10 inch

KEYPAD



CODE	N. Buttons	N. Columns	Dimensions
IX0101KP	1	1	10.34 x 5.9 x 0.10 inch
IX0102KP	2	1	10.34 x 5.9 x 0.10 inch
IX0103KP	3	1	10.34 x 5.9 x 0.10 inch
IX0104KP	4	1	10.34 x 5.9 x 0.10 inch

CUTOUT



CODE	N. Buttons	N. Columns	Dimensions
IX0101CO	1	1	10.34 x 5.9 x 0.10 inch
IX0102CO	2	1	10.34 x 5.9 x 0.10 inch
IX0103CO	3	1	10.34 x 5.9 x 0.10 inch
IX0104CO	4	1	10.34 x 5.9 x 0.10 inch



SWITCH (CONT.)

FLUSH-MOUNTED BOXES



IX9150 FLUSH-MOUNTED BOX FOR FRONT PLATE W/ 1-2-3-4 BUTTONS
Flush-mounted box for entrance panels art. IX0101, IX0102, IX0103 and IX0104 with 1-2-3-4 buttons. Dimensions: 124x236.7x56 mm.

IX9151 FLUSH-MOUNTED BOX FOR FRONT PLATE W/ 5-6-7-8 BUTTONS
Flush-mounted box for entrance panels art. IX0105, IX0106, IX0107 and IX0108 with 5-6-7-8 buttons. Dimensions: 124x343.1x56 mm.

IX9152 FLUSH-MOUNTED BOX FOR FRONT PLATE W/ 9-10-11-12 BUTTONS
Flush-mounted box for entrance panels art. IX0109, IX0110, IX0111 and IX0112 with 9-10-11-12 buttons. Dimensions: 124x449.5x56 mm.



IX9153 FLUSH-MOUNTED BOX FOR FRONT PLATE W/ 12-14-16-18 BUTTONS
Flush-mounted box for entrance panels art. IX0212, IX0214, IX0216 and IX0218 with 12-14-16-18 buttons. Dimensions: 190.4x369.7x56 mm.

IX9154 FLUSH-MOUNTED BOX FOR FRONT PLATE W/ 20-22-24-26 BUTTONS
Flush-mounted box for entrance panels art. IX0220, IX0222, IX0224 and IX0226 with 20-22-24-26 buttons. Dimensions: 190.4x476.1x56 mm.

IX9155 FLUSH-MOUNTED BOX FOR FRONT PLATE W/ 24-27-30-33 BUTTONS
Flush-mounted box for entrance panels art. IX0324, IX0327, IX0330 and IX0333 with 24-27-30-33 buttons. Dimensions: 276.9x422.9x56 mm.

IX9180 FLUSH-MOUNTED BOX FOR FRONT PANEL W/ 36-39
Flush-mounted box for Switch front panels art. IX0336, IX0339 with 36-39 buttons, galvanised steel finish. Dimensions (LxHxD): 276.9x476x56 mm.



IX9181 FLUSH-MOUNTED BOX FOR FRONT PANEL W/ 40-44-48-52
Flush-mounted box for Switch front panels art. IX0440, IX0444, IX0448, IX0452 with 40-44-48-52 buttons, galvanised steel finish. Dimensions (LxHxD): 383x476x56 mm.

IX9182 FLUSH-MOUNTED BOX FOR FRONT PANEL W/ 55-60-65
Flush-mounted box for Switch front panels art. IX0555, IX0560, IX0565 with 55-60-65 buttons, galvanised steel finish. Dimensions (LxHxD): 469x476x56 mm.

IX9183 FLUSH-MOUNTED BOX FOR FRONT PANEL W/ 70-75-80
Flush-mounted box for Switch front panels art. IX0570, IX0575, IX0580 with 70-75-80 buttons, galvanised steel finish. Dimensions (LxHxD): 469x582.5x56 mm.

WALL-MOUNT HOUSING



IX9160 HOUSING FOR FRONT PLATE W/ 1-2-3-4 BUTTONS
Surface-mounted casing for entrance panels art. IX0101, IX0102, IX0103 and IX0104 with 1-2-3-4 buttons.



IX9161 HOUSING FOR FRONT PLATE W/ 5-6-7-8 BUTTONS
Surface-mounted casing for entrance panels art. IX0105, IX0106, IX0107 and IX0108 with 5-6-7-8 buttons.

IX9162 HOUSING FOR FRONT PLATE W/ 9-10-11-12 BUTTONS
Surface-mounted casing for entrance panels art. IX0109, IX0110, IX0111 and IX0112 with 9-10-11-12 buttons.



IX9163 HOUSING FOR FRONT PLATE W/ 12-14-16-18 BUTTONS
Surface-mounted casing for entrance panels art. IX0212, IX0214, IX0216 and IX0218 with 12-14-16-18 buttons.

IX9164 HOUSING FOR FRONT PLATE W/ 20-22-24-26 BUTTONS
Surface-mounted casing for entrance panels art. IX0220, IX0222, IX0224 and IX0226 with 20-22-24-26 buttons.

IX9165 HOUSING FOR FRONT PLATE W/ 24-27-30-33 BUTTONS
Surface-mounted casing for entrance panels art. IX0324, IX0327, IX0330 and IX0333 with 24-27-30-33 buttons.



IX9170 SURFACE-MNT + PLASTERBOARD FRONT. HOUSING 1-2-3-4
Housing without rainshield for wall and plasterboard installations for Switch front panels art. IX0101, IX0102, IX0103 and IX0104 with 1-2-3-4 buttons.



IX9171 SURFACE-MNT + PLASTERBOARD FRONT. HOUSING 5-6-7-8
Housing without rainshield for wall and plasterboard installations for Switch front panels art. IX0105, IX0106, IX0107 and IX0108 with 5-6-7-8 buttons.

IX9172 SURF-MNT + PLASTERBOARD FRONT. HOUSING 9-10-11-12
Housing without rainshield for wall and plasterboard installations for Switch front panels art. IX0109, IX0110, IX0111 and IX0112 with 9-10-11-12 buttons.



IX9173 SURF-MNT + PLASTERBOARD FRONT. HOUSING 12-14-16-18
Housing without rainshield for wall and plasterboard installations for Switch front panels art. IX0212, IX0214, IX0216 and IX0218 with 12-14-16-18 buttons.

IX9174 SURF-MNT + PLASTERBOARD FRONT. HOUSING 20-22-24-26
Housing without rainshield for wall and plasterboard installations for Switch front panels art. IX0220, IX0222, IX0224 and IX0226 with 20-22-24-26 buttons.

IX9175 SURF-MNT + PLASTERBOARD FRONT. HOUSING 24-27-30-33
Housing without rainshield for wall and plasterboard installations for Switch front panels art. IX0324, IX0327, IX0330 and IX0333 with 24-27-30-33 buttons.

For the installations with accessory, to use the housing with rainshield. NOT PROVIDED HOUSING FOR 36-80 BUTTONS



SWITCH (CONT.)



IX9176

WALL HOUSING FOR FRONT PANEL W/36-39 BUTTONS
Housing without rain shield for surface-mounted installations of Switch front panels art. IX0336 and IX0339 with 36-39 buttons.




IX9177

WALL HOUSING FOR FRONT PANELS W/40-44-48-52 BUTT.
Housing without rain shield for surface-mounted installations of Switch front panels art. IX0440, IX0444, IX0448 and IX0452 with 40-44-48-52 buttons.



IX9178

WALL HOUSING FOR FRONT PANELS W/55-60-65 BUTTONS
Housing without rain shield for surface-mounted installations of Switch front panels art. IX0555, IX0560 and IX0565 with 55-60-65 buttons.



IX9179

WALL HOUSING FOR FRONT PANELS W/70-75-80 BUTTONS
Housing without rain shield for surface-mounted installations of Switch front panels art. IX0570, IX0575 and IX0580 with 70-75-80 buttons.

ADDITIONAL FRONT PLATE



IX9100 BLANK FRONT PLATE W/ BUTTONS IN 1 COLUMN
Blank front plate with stainless steel finish for Switch entrance panels with 1 button column. Dimensions: 150x129.5x2.5 mm.

IX9200 BLANK FRONT PLATE W/ BUTTONS IN 2 COLUMNS
Blank front plate with stainless steel finish for Switch entrance panels with 2 button columns. Dimensions: 216.4x129.5x2.5 mm.

IX9300 BLANK FRONT PLATE W/ BUTTONS IN 3 COLUMNS
Blank front plate with stainless steel finish for Switch entrance panels with 3 button columns. Dimensions: 302.9x129.5x2.5 mm.

IX9400 BLANK FRONT PANEL - 4 COLUMNS
Blank front panel with AISI 316 stainless steel finish for Switch entrance panels with 4 button columns. Dimensions (LxHxD): 409x127.5x2.5 mm.

IX9500 BLANK FRONT PANEL - 5 COLUMNS
Blank front panel with AISI 316 stainless steel finish for Switch entrance panels with 5 button columns. Dimensions (LxHxD): 495x127.5x2.5 mm.



IX9101 ELECTRONIC KEY FRONT PLATE - 1 COLUMN
Digital electronic key front plate with LED keypad backlighting and stainless steel finish, for Switch entrance panels with 1 button column. Allows the operation of electric door locks or other devices. Dimensions: 150x129.5x2.5 mm.

IX9201 ELECTRONIC KEY FRONT PLATE - 2 COLUMNS
Digital electronic key front plate with LED keypad backlighting and stainless steel finish, for Switch entrance panels with 2 button columns. Allows the operation of electric door locks or other devices. Dimensions: 216.4x129.5x2.5 mm.

IX9301 ELECTRONIC KEY FRONT PLATE - 3 COLUMNS
Digital electronic key front plate with LED keypad backlighting and stainless steel finish, for Switch entrance panels with 3 button columns. Allows the operation of electric door locks or other devices. Dimensions: 302.9x129.5x2.5 mm.

IX9102 SIMPLEKEY FACILITY FRONT PLATE - 1 COLUMN
Front plate designed for use with Simplekey reader, with stainless steel finish for Switch entrance panels with 1 button column. Dimensions: 150x129.5x2.5 mm.

IX9202 SIMPLEKEY FACILITY FRONT PLATE - 2 COLUMNS
Front plate designed for use with Simplekey reader, with stainless steel finish for Switch entrance panels with 2 button columns. Dimensions: 216.4x129.5x2.5 mm.



IX9302 SIMPLEKEY FACILITY FRONT PLATE - 3 COLUMNS
Front plate designed for use with Simplekey reader, with stainless steel finish for Switch entrance panels with 3 button columns. Dimensions: 302.9x129.5x2.5 mm.

IX9402 FRONT PANEL DESIGNED FOR SIMPLEKEY - 4 COLUMNS
Front panel for Switch with 4 button columns designed for use with Simplekey reader, with AISI 316 stainless steel finish. Dimensions (LxHxD): 409x127.5x2.5 mm.

IX9502 FRONT PANEL DESIGNED FOR SIMPLEKEY - 5 COLUMNS
Front panel for Switch with 5 button columns designed for use with Simplekey reader, with AISI 316 stainless steel finish. Dimensions (LxHxD): 495x127.5x2.5 mm.



SWITCH (CONT.)

-
- | | |
|---------------|--|
| IX9103 | VIGIK FACILITY FRONT PLATE - 1 COLUMN
Front plate designed for use with Vigik reader, with stainless steel finish for Switch entrance panels with 1 button column. Dimensions: 150x129.5x2.5 mm. |
|---------------|--|
-



-
- | | |
|---------------|--|
| IX9203 | VIGIK FACILITY FRONT PLATE - 2 COLUMNS
Front plate designed for use with Vigik reader, with stainless steel finish for Switch entrance panels with 2 button columns. Dimensions: 216.4x129.5x2.5 mm. |
|---------------|--|
-

-
- | | |
|---------------|--|
| IX9303 | VIGIK FACILITY FRONT PLATE - 3 COLUMNS
Front plate designed for use with Vigik reader, with stainless steel finish for Switch entrance panels with 3 button columns. Dimensions: 302.9x129.5x2.5 mm. |
|---------------|--|
-

-
- | | |
|---------------|---|
| IX9104 | MAGNETIC INDUCTION FRONT PLATE - 1 COLUMN
Front plate for Switch entrance panels with 1 button column, featuring an audio induction loop which allows hearing impaired users to listen to the audio conversation on the external unit via their own hearing aid device (with T switch). Stainless steel finish. Dimensions: 150x129.5x2.5 mm. |
|---------------|---|
-

-
- | | |
|---------------|---|
| IX9204 | MAGNETIC INDUCTION FRONT PLATE - 2 COLUMNS
Front plate for Switch entrance panels with 2 button columns, featuring an audio induction loop which allows hearing impaired users to listen to the audio conversation on the external unit via their own hearing aid device (with T switch). Stainless steel finish. Dimensions: 216.4x129.5x2.5 mm. |
|---------------|---|
-




-
- | | |
|---------------|--|
| IX9304 | MAGNETIC INDUCTION FRONT PLATE - 3 COLUMNS
Front plate for Switch entrance panels with 3 button columns, featuring an audio induction loop which allows hard-of-hearing users to listen to the audio conversation on the external unit via their own hearing aid device (with T switch). Stainless steel finish. Dimensions: 302.9x129.5x2.5 mm. |
|---------------|--|
-




-
- | | |
|---------------|--|
| IX9404 | MAGNETIC INDUCTION FRONT PANEL - 4 COLUMNS
Front panel for Switch with 4 button columns, featuring a magnetic induction loop which allows hearing impaired users to listen to the audio conversation on the external unit via their own hearing aid device (with T-coil selector switch). AISI 316 stainless steel. Dimensions (LxHxD): 409x127.5x20 mm. |
|---------------|--|
-

-
- | | |
|---------------|--|
| IX9504 | MAGNETIC INDUCTION FRONT PANEL - 5 COLUMNS
Front panel for Switch with 5 button columns, featuring a magnetic induction loop which allows hearing impaired users to listen to the audio conversation on the external unit via their own hearing aid device (with T-coil selector switch). AISI 316 stainless steel. Dimensions (LxHxD): 495x127.5x20 mm. |
|---------------|--|
-

FLUSH-MOUNTED BOXES FOR ADDITIONAL FRONT PLATE






	IX9156	FLUSH-MOUNTED BOX FOR FRONT PLATE W/ACCESS. 1 COLUMN Flush-mounted box for front plate accessory for Switch series entrance panels with 1 column. Dimensions: 124x110.5x55 mm.
	IX9157	FLUSH-MOUNTED BOX FOR FRONT PLATE W/ACCESS. 2 COLUMNS Flush-mounted box for front plate accessory for Switch series entrance panels with 2 columns. Dimensions: 190.4x110.5x55 mm.
	IX9158	FLUSH-MOUNTED BOX FOR FRONT PLATE W/ACCESS. 3 COLUMNS Flush-mounted box for front plate accessory for Switch series entrance panels with 3 columns. Dimensions: 276.9x110.5x55 mm.
	IX9184	FLUSH-MOUNT BOX FOR FRONT PANEL ACCESS., 4 COLUMNS Flush-mounted box for Switch front plate accessory with 4 button columns, galvanised steel finish. Dimensions (LxHxD): 383x110.5x56 mm.
	IX9185	FLUSH-MOUNT BOX FOR FRONT PANEL ACCESS., 5 COLUMNS Flush-mounted box for Switch front plate accessory with 5 button columns, galvanised steel finish. Dimensions (LxHxD): 469x110.5x56 mm.

WALL-MOUNT HOUSING WITH RAINSHIELD FOR ADDITIONAL FRONT PLATE

	IX9160A	HOUSING FOR FRONT PLATE W/ 1-2-3-4 BUTTONS + ACC Housing WITH RAINSHIELD for wall installations for Switch front panels art. IX0101, IX0102, IX0103 and IX0104 with 1-2-3-4 buttons and accessory front panel 1 button column.
	IX9161A	HOUSING FOR FRONT PLATE W/ 5-6-7-8 BUTTONS + ACC Housing WITH RAINSHIELD for wall installations for Switch front panels art. IX0105, IX0106, IX0107 and IX0108 with 5-6-7-8 buttons and accessory front panel 1 button column.
	IX9162A	HOUSING FOR FRONT PLATE W/ 9-10-11-12 BUTTONS +ACC Housing WITH RAINSHIELD for wall installations for Switch front panels art. IX0109, IX0110, IX0111 and IX0112 with 9-10-11-12 buttons and accessory front panel 1 button column.
	IX9163A	HOUSING FOR FRONT PLATE W/ 12-14-16-18 BUTTONS+ACC Housing WITH RAINSHIELD for wall installations for Switch front panels art. IX0212, IX0214, IX0216 and IX0218 with 12-14-16-18 buttons and accessory front panel 2 button columns.
	IX9164A	HOUSING FOR FRONT PLATE W/ 20-22-24-26 BUTTONS+ACC Housing WITH RAINSHIELD for wall installations for Switch front panels art. IX0220, IX0222, IX0224 and IX0226 with 20-22-24-26 buttons and accessory front panel 2 button columns.
	IX9165A	HOUSING FOR FRONT PLATE W/ 24-27-30-33 BUTTONS+ACC Housing WITH RAINSHIELD for wall installations for Switch front panels art. IX0324, IX0327, IX0330 and IX0333 with 24-27-30-33 buttons and accessory front panel 3 button columns.



SWITCH (CONT.)

ACCESSORIES		
	1250U	AUDIO OR AUDIO/VIDEO UNIT ADAPTER
	3061M	MASTER BUTTON WITH NAMEPLATE Master button that can be used in both 2-wire and ViP digital systems, consisting of a nameplate and a steel pressure call button (item 3060S), replaceable in the material and colour (items 3060A, 3060B). The brightness of the white LED is adjustable on the back. The installation is foreseen on 2.5 mm thick metal plates.
	3061S	SLAVE BUTTON WITH NAMEPLATE Slave button that can be used in both 2-wire and ViP digital systems, consisting of a nameplate and a steel pressure call button (item 3060S), replaceable in the material and colour (items 3060A, 3060B). The brightness of the white LED is adjustable on the back. The installation is foreseen on 2.5 mm thick metal plates.
	3058	NAMEPLATE FOR BUTTON 3061M-3061S-3061A Spare nameplate for button 3061M - 3061S - 3061A. Pack of 5 units.
	3059	LABEL SHEETS FOR 30161 AND INOX ENTRANCE PANEL

VANDALCOM - MODULAR AUDIO/VIDEO ENTRANCE PANEL IN VANDAL-PROOF STEEL

CODES IN THE FOLLOWING TABLES



VANDALCOM is the vandal-resistant stainless steel entrance panel designed to withstand even the most violent acts of vandalism. The frame is available in 2 different colors (steel grey and dark grey) for analog and digital versions. Boxes made using 1.5 mm thick galvanized aluminum, impact-proof modules created using 2 thick stainless steel plates, stainless steel short stroke buttons - not recessed but flush with the plate - and special armored screws: every detail has been specifically designed to withstand violent acts of vandalism.

Installation systems



Technical
Manual



AVAILABLE VERSIONS

	EXAMPLE ANALOG AUDIO COMPOSITION		EXAMPLE ANALOG AUDIO/VIDEO COMPOSITION		EXAMPLE ANALOG AUDIO COMPOSITION
	EXAMPLE ANALOG AUDIO/VIDEO COMPOSITION		EXAMPLE DIGITAL AUDIO COMPOSITION		EXAMPLE DIGITAL AUDIO/VIDEO COMPOSITION

FEATURES AND FUNCTIONS

GENERAL FEATURES

Type	Modular
Product colour	Steel
Material	Stainless steel
Flush-mounted	Yes, with special accessory
Wall-mounted	Yes, with special accessory
Rain protection	Yes, with special accessory

COMPATIBLE SYSTEMS

Compatible with the audio and the audio/video unit	Art.1682, Art.1621, Art.1622, Art.1622VC, Art.4680C, Art.4681, Art.4682HD
Audio/Video Simplebus 2 with 4888CU power supply unit	Yes
Audio/video Simplebus 2 with 1210 power supply unit	Yes
Kit audio/video Simplebus 2 with 1209 power supply unit	Yes
Audio Simplebus 2 with 1210 power supply unit	Yes
Audio Simplebus 1	Yes
ViP	Yes

HARDWARE SPECIFICATIONS

Call type	Buttons, Digital
Type buttons	Mechanical

ENVIRONMENTAL AND CONFORMITY SPECIFICATIONS

IP protection rating	IP54
Anti-vandal IK protection rating	IK10
Operating temperature (°F)	-13 - 131
RH max operating humidity (%)	25 - 95

PRODUCT
CATALOGGUIDE TO
VIDEO ENTRY
TECHNOLOGYVIDEO ENTRY
TECHNOLOGY

119

COMPONENTS




WALL-MOUNT STAINLESS STEEL HOUSING, VANDALCOM SERIES

	Code	Module	Dimensions
3159	3159/1	1	5.6 x 5.6 x 2.3 inch
	3159/2	2	5.6 x 10 x 2.3 inch
	3159/3	3	5.6 x 14.4 x 2.3 inch



FLUSH-MOUNT BOX FOR VANDALCOM ENTRANCE PANEL

	Code	Module	Dimensions
3160	3160/1	1	5.1 x 5.1 x 2.3 inch
	3160/2	2	5.1 x 9.5 x 2.3 inch
	3160/3	3	5.1 x 13.9 x 2.3 inch



VANDALCOM SERIES FRAME. DARK GREY COLOUR

Made in die-cast aluminum and coated with special weather-resistant powder paint. Dark grey color.

	Code	Module	Dimensions
3161	3161/1	1	5.6 x 5.6 x 0.7 inch
	3161/2	2	5.6 x 10 x 0.7 inch
	3161/3	3	5.6 x 14.45 x 0.7 inch



VANDALCOM SERIES FRAME. STEEL GREY COLOUR

	Code	Module	Dimensions
3161/A	3161/1A	1	5.6 x 5.6 x 0.7 inch
	3161/2A	2	5.6 x 10 x 0.7 inch
	3161/3A	3	5.6 x 14.45 x 0.7 inch

VANDALCOM (CONT.)



3262S

MODULE FOR AUDIO UNITS

Made using double 0.10 inch 316 stainless steel plate. To be equipped with an audio unit depending on the cabling system used.

Code	Module	Dimensions
3262S/0	0	4.17 x 4.17 x 0.22 inch
3262S/1	1	4.17 x 4.17 x 0.22 inch
3262S/2	2	4.17 x 4.17 x 0.22 inch



3268S

MODULE FOR AUDIO/VIDEO UNITS

Made using double 0.10 inch 316 stainless steel plate. For use with audio/video unit depending on the wiring system used.

Code	Module	Dimensions
3268S/0	0	4.17 x 4.17 x 0.22 inch
3268S/1	1	4.17 x 4.17 x 0.22 inch
3268S/2	2	4.17 x 4.17 x 0.22 inch



3063U

SB1/SB2/VIP 8-BUTTON INTERFACE FOR SINGLE PLATE

Interface for the management of 8 buttons, for use with single-plate outdoor entrance panels. Compatible with all systems. Works in conjunction with audio or audio/video modules for the Ultra series entrance panel. Complete with cable with connectors for connection to the audio or audio/video module, or other button interfaces; length 475mm. Dimensions (L x H x D): 74x42x18 mm.



3064S

4-BUTTON MODULE, VANDALCOM SERIES

Made of double 2.5 mm 316 stainless steel plate, complete with 4 pushbutton module. Dimensions 106x106x30 mm



3070S

DIGITAL CALL MODULE, VANDALCOM SERIES

Module made using double 2.5 mm 316 stainless steel plate, complete with keypad featuring 12 backlit buttons and 16-digit alphanumeric display showing call codes and user interaction messages (busy, etc.). Also functions as an electronic key code with 1000 possible different 6-digit command codes. Dimensions: 106x106x56 mm. Compatible only with the art. 4680, 4680C, 4681, 4682HC, 4682HD, 1621, 1621VC, 1622, 1622VC, 1682 and 1682HVC combined with the fronts art. 3262S/x and 3268S/x.



3072S

DIGITAL DIRECTORY MODULE, VANDALCOM SERIES

Module made using double 2.5 mm 316 stainless steel plate, complete with 4 backlit buttons and 32-digit alphanumeric display. Stores up to 1000 user names. Scroll through names using 2 search buttons. Once the name is displayed, simply press the call button. Dimensions: 106x106x56 mm. Compatible only with the art. 4680, 4680C, 4681, 4682HC, 1621, 1621VC, 1622, 1622VC, 1682 and 1682HVC combined with the fronts art. 3262S/x and 3268S/x.



3164

VANDALCOM SERIES CLEAN CONTACT 4-BUTTON MODULE

Module made using double 2.5 mm 316 stainless steel plate, complete with 4 stainless steel buttons, with backlit nameplate. Dimensions: 106x106x21 mm



3176

VANDALCOM BLANK MODULE

Made using double 2.5 mm stainless steel plate. Dimensions: 106x106x9 mm.



3176S **STEEL BLANK MODULE, VANDALCOM SERIES**
Made using double 2.5 mm stainless steel plate. Dimensions: 106x106x9 mm.



3179S **MODULE FOR SIMPLEKEY READER, VANDALCOM SERIES**
Module made using double 2.5 mm 316 stainless steel plate, with facility for housing SimpleKey units SK9000I-SK9001I. Compatible with GS3 panel mount readers by Comelit PAC. Dimensions: 106x106x9 mm



3186S **INDICATION/NAMEPLATE MODULE, VANDALCOM SERIES**
Module made using double 2.5 mm 316 stainless steel plate. Complete with white label for general information (house no., etc.) and pre-printed label with space for 12 user names. Dimensions: 106x106x9 mm.



3188SB **VANDALCOM ELECTRONIC KEY**
Made using double 2.5 mm 316 stainless steel plate. Complete with backlit keypad. Features 300 different 8-digit codes that can be programmed from the keypad to control two relays (10A), as well as a confirm request buzzer and relay activation LED. Relay closure time can be set from the keypad. Dimensions: 106x106x56 mm.



1172B **LED BULB FOR EXTERNAL UNITS**
LED bulb for nameplate lighting.





1621

SIMPLEBUS 2W AUDIO UNIT WITH LED, IKALL SERIES

Speaker unit for 2-wire systems complete with terminal block and audio control with echo-cancelling, sealed-unit loudspeaker, electret microphone and front-mounted loudspeaker volume control. Complete with microprocessor and 8-position dip switch for programming calls to users. On-board electronic lock-release function (3A) plus C, NC, NO contacts for 10A relay. Timed lock-release input and door open indication. Compatible with power supply unit art. 1210. Dimensions: 102x55x38 mm.



1622

IKALL SIMPLEBUS AUDIO SPEAKER

Audio speaker unit for Simplebus system, complete with terminal block and digital audio management system with Echo-cancelling, watertight loudspeaker and electrets microphone, loudspeaker volume can be adjusted from the front. Complete with microprocessor and DIP SWITCH with 8 positions for programming user calls. 33Vdc power supply via special power supply unit Art. 1595. On-board electronic lock-release function (3A), plus a 10A relay. For use in modules Art. 33400, 33401 and 33402. Dimensions: 102x55x38 mm. Compatible with all Simplebus 2 functions and products. It allows call addressing for up to 120000 users. Timed lock-release inputs and door open indication.



1622VC

2 WIRES IKALL AUDIO UNIT FOR REMOTE CAMERA

Module which allows modulation and transmission of the colour video signal on the riser. On input it has the composite video signal of a colour camera. Complete with microprocessor and DIP SWITCH with 8 positions for programming calls to users. 33Vdc power supply via special power supply unit Art. 1595. On-board electronic lock-release function (3A), plus C, NC, NO contacts for 10A relay. For use in modules Art. 33400, 33401 and 33402. Dimensions: 102x55x38 mm. Compatible with all Simplebus 2 functions and products. It allows call addressing for up to 120000 users. Timed lock-release inputs and door open indication.



1682

IKALL VIP AUDIO ONLY SPEAKER

Audio unit for ViP system. Complete with terminal block and digital audio management system with Echo-cancelling, watertight loudspeaker and electret microphone, loudspeaker volume adjustable from the front. For fitting in modules: part. 33400, 33401, 33402. Dimensions: 102x55x38 mm.



2 WIRES AUDIO/VIDEO UNIT

Simplebus 2 system audio/video unit with terminal block complete with front-adjustable wide-angle 1.3" CCD colour camera and LED camera illumination. Complete with terminal block and digital audio management system with Eco-cancelling, watertight loudspeaker and electrets microphone, loudspeaker volume can be adjusted from the front. Complete with microprocessor and DIP SWITCH with 8 positions for programming calls to users. Audiovisual indications for disabled individuals assistance request can be activated via programming. 33Vdc power supply via special power supply unit Art. 1595. On-board electronic lock-release function (3A), plus C, NC, NO contacts for 10A relay. For use in modules Art. 33410, 33411 and 33412. Dimensions: 102x55x38 mm. Compatible with all Simplebus 2 functions and products. Allows call addressing for up to 120000 users. Timed lock-release input and door open indication.

4680C

**2 WIRES AUDIO/VIDEO UNIT**

Colour audio-video unit for 2-wire systems with terminal block complete with directable colour camera with front adjustment, LED camera lighting. Complete with terminal block and audio control with echo-cancelling, sealed-unit loudspeaker, electret microphone and front-mounted loudspeaker volume control. Complete with microprocessor and 8-position dip switch for programming calls to users. Programmable audiovisual functions for users with disabilities. On-board electronic lock-release function (3A) plus C, NC, NO contacts for 10A relay. Timed lock-release input and door open indication. Compatible with power supply unit art. 1210. Dimensions: 102x55x38 mm.

4681

**A/V UNIT FOR MAX. 4 USERS. S2**

Colour audio-video unit for 2-wire systems with terminal block complete with directable colour camera with front adjustment, LED camera lighting, max 4 users.. Complete with terminal block and audio control with echo-cancelling, sealed-unit loudspeaker, electret microphone and front-mounted loudspeaker volume control. Complete with microprocessor and 8-position dip switch for programming calls to users. Programmable audiovisual functions for users with disabilities. On-board electronic lock-release function (3A) plus C, NC, NO contacts for 10A relay. Timed lock-release input and door open indication. Compatible with power supply unit art. 1210. Dimensions: 102x55x38 mm.

4681/4

**HD AUDIO/VIDEO UNIT IP (VIP)**

ViP system audio-video unit with terminal block, complete with colour camera. Resolution 1280x720 pixels. Recording angle 110° (H) - 80° (V). IR led camera lighting. Complete with terminal block and digital audio management system with Echo-cancelling, watertight loudspeaker and electrets microphone; loudspeaker volume can be adjusted from the front. Programmable audio visual functions for users with disabilities. Standard POE audio-video unit, but if necessary 33 VDC power supply can be used the power supply unit art. 1595. Compatible with H.264 video format. Dimensions: 102x55x38 mm.

4682HD

**POSTAL LOCK FLUSH MOUNT MODULE FOR VANDALCOM ENTRANCE PANEL**

2 module stand-alone unit with flush mount bracket. To be used with US and Canadian government standard post lock mechanism. Includes PTT, Vandalcom frame and flush mount bracket. Lock not included.

PTT-VF

**POSTAL LOCK SURFACE MOUNT MODULE FOR VANDALCOM ENTRANCE PANEL**


2 module stand-alone unit with surface mount bracket. To be used with US and Canadian government standard post lock mechanism. Includes PTT, Vandalcom frame and surface mount bracket. Lock not included.

PTT-VS



BELLO OUTDOOR ENTRANCE PANEL KIT, SIMPLEBUS 2

EX-B



Wall-mounted video intercom door station, Bello series. Wide-angle (108°) high-resolution color camera and white LEDs for night lighting. Water resistant front panel (certified IP54 degree of protection). Tested against corrosion in salt spray and extreme sunlight conditions with UV rays. The robustness of the call button has been tested with over 120k activations. Operating temperature range of -31°F to 131°F. Power supply from bus line. Dimensions: 5.8x3.1x1 inches.

5.9x3.1x1 (LxHxP INCH)

Installation systems



Technical
Manual



FEATURES AND FUNCTIONS

GENERAL FEATURES	
Type	Monolithic
Product colour	Black, Grey RAL7035, Transparent
Material	ABS, Polycarbonate Makrolon 2407
Wall-mounted	Yes
COMPATIBLE SYSTEMS	
Audio/video Simplebus 2 with power supply art. 1210	Yes
Simplebus 2 audio/video kit with power supply art. 1209	Yes
HARDWARE SPECIFICATIONS	
Call type	Push-buttons
Type buttons	Mechanical
Number of buttons	1
Backlighting colour	White
ENVIRONMENTAL AND CONFORMITY SPECIFICATIONS	
IP protection rating	IP54
Anti-vandal IK protection rating	IK08
Operating temperature (°F)	-13 - 131
RH max operating humidity (%)	1 - 95
Environmental class	IV
Conformity and Certifications	RoHS II - 2011/65/UE (EN IEC 63000:2018), EMC 2014/30/UE (EN 61000-6-1:2007 , EN 61000-6-3:2007+A1:2011)

ACCESSORIES



EX-B

BELLO OUTDOOR ENTRANCE PANEL KIT. SB2
Bello series surface-mounted external unit for video entry systems. Wide-angle high-resolution colour video camera (108°) with white LEDs for night-time lighting. Water-resistant front panel (certified protection rating IP54). Tested for corrosion in saline mist and in extreme sunlight with UV rays. The durability of the call button has been tested with over 120k activations. Operating temperature -31°F to 131°F. Power supply from bus line. Dimensions: 5.8x3.1x1 inches.



EX-BSB

BELLO DOOR ENTRY PANEL+SWITCHING DEVICE KIT. SB2
Expansion kit consisting of 1 wall-mounted external unit for video entry systems, Bello series wide-angle high-resolution colour video camera (108°) with white LEDs for night-time lighting, water-resistant front panel (certified protection rating IP54), tested for corrosion in saline mist and in extreme sunlight with UV rays, durability of the call button tested with over 120k activations, operating temperature -31°F to 131°F, and 1 audio/video switching device art. 1405. Compatible with kits art. HFX-700B, HFX-700W and HFX-9500M.



PRODUCT CATALOG

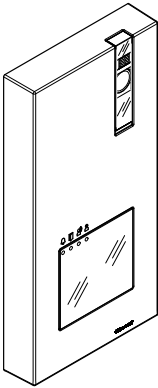
GUIDE TO VIDEO ENTRY TECHNOLOGY

VIDEO ENTRY TECHNOLOGY



QUADRA - MONOBLOCK ENTRANCE PANEL AUDIO/VIDEO IN ALUMINUM FACEPLATE

4893M 4899M 4899MK



3.74 x 7.68 x 1.1 (LxHxP INCH)

QUADRA series wall-mounted external video entry unit with mechanical buttons. Die-cast aluminum faceplate, wide-angle color camera and a single LED for nighttime lighting. Indicator LED for call sent, lock-release activated, audio activated and system busy. Adjustment of speaker volume and audio balance. Power supply from bus line.



DESIGN PLUS
powered by light+building



Installation systems



Technical
Manual



FEATURES AND FUNCTIONS

GENERAL FEATURES

Type	Monolithic
Product colour	Grey RAL 9006
Material	Die-cast aluminium
Wall-mounted	Yes
Rain shield (optional)	Art. 4792

COMPATIBLE SYSTEMS

Kit audio/video Simplebus 2 with 1209 power supply unit	Yes (4893M)
VIP	Yes (4899M)

HARDWARE SPECIFICATIONS

Call type	Buttons
Type buttons	Mechanical
Number of buttons	From 1 to 4
Backlighting colour	White

ENVIRONMENTAL AND CONFORMITY SPECIFICATIONS

IP protection rating	IP54
Anti-vandal IK protection rating	IK08
Operating temperature (°F)	-13 - 131
RH max operating humidity (%)	25 - 95
Environmental class	IV
Conformity and Certifications	RoHS II - 2011/65/UE (EN 50581:2012), EMC 2014/30/UE (EN 61000-6-1:2007, EN 61000-6-3:2007+A1:2011)

ACCESSORIES



4791A

ADAPTER PLATE FOR EXTRA-CIAO-QUADRA

Plate allowing installation of the Extra, Ciao and Quadra external units in 1- and 2-module flush-mounted boxes by Comelit, Bticino and Urmet. Dimensions (LxHxP): 137x236x2.5 mm.



4792

RAIN SHIELD FOR QUADRA ENTRANCE PANEL

Rain shield in painted aluminum for Quadra entrance panel, grey colour. Dimensions (WxHxD): 99x210x41 mm.

4793MB

BLACK FACEPLATE FOR QUADRA W/BUTTONS

Black color faceplate for Quadra entrance panel with mechanical buttons.

4793MC

CORTEN FACEPLATE FOR QUADRA W/BUTTONS

Corten color faceplate for Quadra entrance panel with mechanical buttons.

4793C

CORTEN FACEPLATE FOR QUADRA ENTRANCE PANEL

Corten faceplate for Quadra entrance panel

4793MA

ALUMINUM FACEPLATE FOR QUADRA W/BUTTONS

Aluminum color faceplate for Quadra entrance panel with mechanical buttons.



1209

SIMPLEBUS2 VIDEO KIT POWER SUPPLY UNIT

33 VDC power supply unit with overload and short circuit protection devices. It has two separate continuous outputs: one to power the external unit and electric lock, and the other to power the monitor. Input voltage 110-240 VAC. Dimensions: 106x62x89 mm (6 DIN modules).



1217A

LABEL SHEETS FOR QUADRA W/BUTTONS

The kit contains 10 sheets of adhesive labels for nameplates.



QA9210

2 DOUBLE-HEIGHT BUTTONS FOR QUADRA ENTRANCE PANEL

Double-height buttons for use with the Quadra series entrance panel. Pack of 2 units.



QA9211

4 SINGLE BUTTONS FOR QUADRA ENTRANCE PANEL

Single button for use with the Quadra series entrance panel. Pack of 4 units.



QA9213

1 LARGE BUTTON FOR QUADRA ENTRANCE PANEL

Large button for use with the Quadra series entrance panel. Pack of 1 unit.

PRODUCT
CATALOG

GUIDE TO
VIDEO ENTRY
TECHNOLOGY

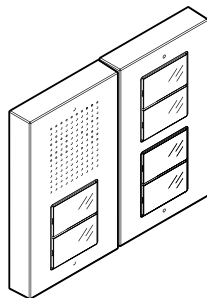
VIDEO ENTRY
TECHNOLOGY



127

CIAO - THE MODULAR ENTRANCE PANEL IN ALUMINIUM FACEPLATE

CODES IN THE FOLLOWING TABLES



3.9 x 6.7 x 11.2 SINGLE MODULE (LxHxD INCH)

Modular wall-mounted external unit Serie Ciao. Front in technopolymer and white (2-wire) or light blue (traditional) LED backlighting of name-holders. Available versions from 1 up to 72 buttons connecting both pushbuttons vertically and horizontally.

Installation systems



Technical
Manual



AVAILABLE VERSIONS



SINGLE MODULE
CA2100A
+ CA921x



MULTIPLE MODULE
CA2100A + CA2200A
+ CA921x

FEATURES AND FUNCTIONS

GENERAL FEATURES

Type	Monolithic
Product colour	Grey RAL 9006
Wall-mounted	Yes

COMPATIBLE SYSTEMS

Audio Simplebus 2	Yes (CA2100A - CA2200A - KCA2061A)
Traditional 4+N	Yes (CA5100A - KCA5061B)
2 wire analogue	Yes (CA0061 - KCA0061)

HARDWARE SPECIFICATIONS

Call type	Buttons
Type buttons	Mechanical
Number of buttons	From 1 to 72 (Simplebus 2), from 1 to 2 (Traditional 4+N), 1 (2 wire analogue)

ENVIRONMENTAL AND CONFORMITY SPECIFICATIONS

IP protection rating	IP54
Anti-vandal IK protection rating	IK08
Operating temperature (°F)	-13 - 131
RH max operating humidity (%)	25 - 95
Environmental class	IV
Conformity and Certifications	RoHS II - 2011/65/UE (EN 50581:2012), EMC 2014/30/UE (EN 61000-6-1:2007, EN 61000-6-3:2007+A1:2011)

ACCESSORIES



CA2100A

1/2/4/8-BUTTON CIAO ENTRANCE PANEL. S2

Ciao series outdoor audio entrance panel for Simplebus 2 system and designed for 1- to 8-call systems. Front panel in technopolymer, resistant to atmospheric agents (IP54 protection rating and paint with anti-UV treatment) and acts of vandalism (IK08 protection rating). Smart button programming function. Wall installation support included. Buttons for configuration in 1, 2, 4 or 8 calls available to purchase separately.



CA2200A

2/4/8/16-BUTTON CIAO MODULE. S2

Ciao series button module for Simplebus 2 system. Front panel in technopolymer, resistant to atmospheric agents (IP54 protection rating and paint with anti-UV treatment) and acts of vandalism (IK08 protection rating). To be finished with 2/4/8/16 call buttons (art. CA9210, CA9211, CA9212 and 2 x CA9212 respectively), available to purchase separately. Supplied with a surface mounting bracket. Can be installed alongside (horizontally or vertically) up to 4 button modules. For use in conjunction with art. CA2100A.



4791A

ADAPTER PLATE FOR EXTRA-CIAO-QUADRA

Plate allowing installation of the Extra, Ciao and Quadra external units in 1- and 2-module flush-mounted boxes by Comelit, Bticino and Urmet. Dimensions (LxHxP): 137x236x2.5 mm.



CA9190

RAIN SHIELD FOR CIAO ENTRANCE PANEL

Aluminium rain shield for Ciao entrance panel.



CA9213

1 LARGE BUTTON FOR CIAO ENTRANCE PANEL

Large button for use with the Ciao series entrance panel.



CA9210

2 DOUBLE-HEIGHT BUTTONS FOR CIAO ENTRANCE PANEL

Double-height buttons for use with the Ciao series entrance panel.



CA9211

4 SINGLE BUTTONS FOR CIAO ENTRANCE PANEL

Single buttons for use with the Ciao series entrance panel.



CA9212

4 DOUBLE BUTTONS FOR CIAO ENTRANCE PANEL

Large button for use with the Ciao series entrance panel.



EMERGENCY - MONOLITHIC AUDIO/VIDEO PANEL FOR EMERGENCY CALLS

3460EA 3460HEV 3460HA 3460HHV



7.09 x 9.02 x 0.12 (LxHxP INCH)

Pushbutton panels for public and private safety functions in parking areas. Available in audio and audio/video versions, al stainless steel construction; allows calls to be sent to and received from an emergency station. Can be integrated in existing ViP systems.

Installation systems



Technical
Manual



AVAILABLE VERSIONS



EMERGENCY CALL
AUDIO
3460EA



EMERGENCY CALL
AUDIO/VIDEO
3460HEV



HELP POINT
AUDIO
3460HA



HELP POINT
AUDIO/VIDEO
3460HHV

FEATURES AND FUNCTIONS

GENERAL FEATURES	
Type	Monolithic
Product colour	Steel
Material	Aluminium finish
Wall-mounted	Yes, with special accessory
COMPATIBLE SYSTEMS	
VIP	Yes
HARDWARE SPECIFICATIONS	
Call type	Buttons
Type buttons	Mechanical
Number of buttons	1
ENVIRONMENTAL AND CONFORMITY SPECIFICATIONS	
IP protection rating	IP54
Anti-vandal IK protection rating	IK08
Operating temperature (°F)	-13 - 131
RH max operating humidity (%)	25 - 95
Environmental class	III
Conformity and Certifications	RoHS II - 2011/65/UE (EN 50581:2012), EMC 2014/30/UE (EN 61000-6-1:2007 , EN 61000-6-3:2007+A1:2011)

ACCESSORIES



3461

WALL HOUSING FOR EMERGENCY AND HELP POINT
Stainless steel accessory for wall-mounted entrance panels Art. 3460EA, 3460HEV, 3460HA, 3460HHV. Dimensions 175.8x226.6x56.6 mm

PRODUCT CATALOG

GUIDE TO VIDEO ENTRY TECHNOLOGY

VIDEO ENTRY TECHNOLOGY



131

VISTO

VS8101 VS8111



1.85 x 5.35 x 1.26 (LxHxP INCH)

Italian designed smart doorbell which allow audio/video communication from the door to the smartphone/tablet using the Wi-Fi network. With the Visto app, you will always be in touch with what is going on at your house; if you are across town or even in another country. Dark graphite RAL9011 color.

Systèmes d'installation



Technical
Manual



ACCESSORIES



VISTOCAM

ADDITIONAL CAMERA FOR KITVISTO

Visto Cam is an indoor camera that allows you to watch over the inside of the home or the workplace for greater comfort and safety. Check what your children are doing or what problems the pet may have created. Always be at home, even when you are around the world.



VISTOCAM/E

OUTDOOR CAMERA FOR VISTO SYSTEM

The Visto outdoor camera allows you to have alternative views of the exterior of the house, the workplace and yard. It allows a high level of security and monitoring of areas such as walkways, garages, entrances and alleys.



VISTOCAM360

3D VIEW INDOOR SMART CAMERA. VISTO SYSTEM

The Smart 3D indoor camera is a revolutionary camera that allows you to view the image with a 4MP quality and rotate it in any direction, to communicate with anyone near it and to record on the micro-SD card, avoiding the loss of important events even in the absence of connection, for a 360° protection.



**APP
COMELIT
VISTO**

APP FOR VISTO SERIES SYSTEMS



3522

ADAPTER FOR WI-FI VISTO KIT

Adaptateur de tension pour sonnette smart Visto. Tension d'entrée 12+20 VAC, sortie pour alimenter la sonnette smart Visto. Il est possible de contrôler les sonnette déjà existantes. Boîtier en matière plastique, couleur dark graphite RAL9011. Dimensions (L x H x P): 59x40x14 mm.



3532

ADDITIONAL WIRELESS BELL FOR VISTO KIT

Wireless additional bell for Visto smart doorbell, 433 MHz operating frequency, adjustable volume, various selectable melodies, powered by 2 batteries (size AA, 1.5V, not included), wall mounting, white/silver color.





3527B	3527B DARK GRAPHITE COVER FOR VISTO EXTERNAL UNIT Cover replacement for Visto smart doorbell. Plastic material, dark graphite RAL9011 color.
3527S	3527S SILVER MIST COVER FOR VISTO EXTERNAL UNIT Cover replacement for Visto smart doorbell. Plastic material, silver mist RAL9006 color.
3528	ADAPTER PLATE FOR VISTO KIT Plate for the installation of the Visto smart doorbell on existing recessed boxes type 503 (horizontal and vertical) with interaxis of 3.28 inch, square boxes with interaxis of 2.44 inch, box type 502/German/round with interaxis of 2.36 inch. Made of PMMA, white color.
3525	LEFT-RIGHT ADJUSTABLE BRACKET FOR VISTO Left/right adjustable bracket for Visto smart doorbell, 20° horizontal inclination, plastic material, silver mist RAL9006 color.
3526	UP-DOWN ADJUSTABLE BRACKET FOR VISTO Up/down adjustable bracket for Visto smart doorbell, 10° vertical inclination, plastic material, silver mist RAL9006 color.
3534	24VDC POWER SUPPLY UNIT WITH EU-UK-US PLUG Power supply for Visto smart doorbell, input voltage 110÷240 VAC, output voltage 24 VDC. Interchangeable plugs for the European, English and American markets supplied.

FEATURES AND FUNCTIONS

Finish type	Plastic
System ViP	Yes
Wall-mounted	Yes
Sensor type	1/4" CMOS
Lens optical dimensions (pc)	0.38
Angle of view (H x V - °)	170 (diagonal)
Sensitivity (lux)	2
Video resolution (H x V - pixel)	1280 x 720
Video compression	H.264
Call for buttons	Yes
Total buttons	1
Operating temperature (°F)	-13 - 131
Operating humidity RH (%)	0 - 75
Type of power supply	PoE
PoE power supply / PoE class	Standard IEEE 802.3af, 36-57VDC, standard PoE - Classe 2
Type of LAN network	Ethernet 10/100 Mbit/s
IP address assignment	Auto IP, DHCP, Static

AUDIO AND AUDIO/VIDEO UNITS (COMPARISON TABLE)

AUDIO				
				
	1622	1621	1682	
GENERAL FEATURES				
COMPATIBLE SYSTEM	Simplebus 1	Simplebus 2	ViP	
AUDIO SYSTEM	Yes	Yes	Yes	
AUDIO/VIDEO SYSTEM	Yes	Yes	Yes	
OUTPUT FOR INDUCTION LOOP MODULE				
CAMERA				
DIAGONAL VIEWING ANGLE (°)				
VIDEO ENCODING				
TYPE OF SENSOR				
HORIZONTAL RESOLUTION (TVL)				
MINIMUM ILLUMINATION (LUX)				
LENS SIZE (INCH)				
CAMERA ORIENTATION				
POWER SUPPLY VOLTAGE	33VDC	33VDC	30 - 57	
ABSORPTION IN STAND-BY (MA)		0 - 53		
ABSORPTION DURING CALL (MA)		0 - 68		
ABSORPTION DURING COMMUNICATION (MA)		0 - 90		
CLAMPS	L L V+V- RTE DO PR GND SE COM NC NO	L L V+V- RTE DO GND SE- SE+COM NC NO	TX- TX+RX- RX+V- V+RTE GND SE COM NC NO	
MICROPHONE VOLUME CONTROL	Yes		Yes	
LOUDSPEAKER VOLUME CONTROL	Yes	Yes	Yes	
OPERATING TEMPERATURE (°C)	-13 - 131	-13 - 131	-13 - 131	
RH MAX OPERATING HUMIDITY (%)	0 - 75	0 - 75	0 - 75	
SIGNAL/NOISE RATIO (DB)				
VIDEO OUTPUT				
ELECTRICAL SPECIFICATIONS				
DOOR RELEASE (DIRECT CURRENT OUTPUT)	Yes	Yes	Yes	

AUDIO/VIDEO			
			
	4680C	4681	4682HD
	Simplebus 1	Simplebus 2	ViP
	Yes	Yes	Yes
	Colour	Colour	125
			H.264
			1/3" CMOS
	540	540	
	0.35	0.35	7
	3.60	3.60	2.80
	Yes	Yes	
			57
	L L V+V- RTE DO PR GND SE COM NC NO	L L V+V- RTE DO GND SE- SE+COM NC NO	TX- TX+RX- RX+V- V+RTE GND SE COM NC NO
	Yes		Yes
	Yes	Yes	Yes
	-13 - 131	-13 - 131	-31 - 131
	0 - 75	0 - 75	0 - 75
	48		40
	1Vpp 75PAL		
	Yes	Yes	Yes

PRODUCT
CATALOG

GUIDE TO
VIDEO ENTRY
TECHNOLOGY

VIDEO ENTRY
TECHNOLOGY



135

POWER SUPPLY UNITS AND ACCESSORIES

PRODUCT CATALOG

ACCESSORIES AND OTHER COMPONENTS

MULTI-USER GATEWAY

1456

MASTER APARTMENT GATEWAY FOR VIP SYSTEM

Apartment gateway in master version (does not require presence of door entry monitors). Allows the operation of door entry monitor system via tablets and smartphones using the Comelit ViP App, which can be downloaded free of charge. This function can be used locally via a Wi-Fi network or on portable devices using 3G (or higher) networks; automatic switching between Wi-Fi and 3G networks according to availability. In all cases, the gateway should be connected to an ASDL router or another device guaranteeing local Wi-Fi and mobile 3G connectivity. Depending on bandwidth limitations, the gateway can serve up to 15 appliances (including door entry monitors, smartphones, tablets and PCs) with 4 simultaneous audio/video streams. It also allows "intercom" communication between all of the 15 devices served. The gateway is equipped with 1 Ethernet port for ViP system riser input, 1 PoE port, 2 PoE ports (can be set to non-PoE) and 1 non-PoE port. It is also equipped with an input for the power supply. Dimensions: 70x90x62 mm (4 DIN modules).



1456S

APARTMENT SLAVE GATEWAY FOR VIP SYSTEM

Apartment gateway in slave version (requires presence of a door entry monitor). Allows the operation of door entry monitor system via tablets and smartphones using the Comelit ViP App, which can be downloaded free of charge. This function can be used locally via a Wi-Fi network or on portable devices using 3G (or higher) networks; automatic switching between Wi-Fi and 3G networks according to availability. In all cases, the gateway should be connected to an ASDL router or another device guaranteeing local Wi-Fi and mobile 3G connectivity. Depending on bandwidth limitations, the gateway can serve up to 15 appliances (including door entry monitors, smartphones, tablets and PCs) with 4 simultaneous audio/video streams. It also allows intercom communication between all of the 15 devices served. The gateway is equipped with 1 Ethernet port for ViP system riser input, 1 PoE port, 2 PoE ports (can be set to non-PoE) and 1 non-PoE port. It is also equipped with an input for the power supply. Dimensions: 70x90x62 mm (4 DIN modules).



1456B

MULTI-USER GATEWAY FOR VIP SYSTEM

Gateway for sending video entry phone calls to ViP internal units, Smartphones/ Tablets on which the Comelit App has been installed and GSM or landline telephones, subject to a SIP provider service subscription. Requires an Internet connection with adequate bandwidth. In order to use the functions of a 1456B, it is necessary to purchase as many separate licences as there are apartments to serve. The 1456B can manage 3 types of licence: Master, Slave and Phone. Each licence can be purchased in 5 different sizes (1, 10, 50, 100, 200) and can be added at any time. Art. 1456B manages up to 400 Master licences and up to 200 Slave or Phone licences. Calls can be forwarded to a maximum of 15 different devices per apartment, depending on the device type and the bandwidth available for transmission. The gateway has 1 Ethernet port for connection to the ViP system network, and 4 ports (including one POE) for the connection of internal units and routers, two selectable ports with POE and one non-POE port. It also has an input for 40-56 VDC power supply. Dimensions: 70x90x62 mm (4 DIN modules).



1456G

THIRD PARTY HOME AUTOMATION INTERFACE

Interface allowing the connection of third party Home Automation devices. 1 port for connection to part. 1440 and 4 ports for connection to the ViP monitor, and other network devices on the private network. Dimensions 70x90x62 mm (4 DIN modules).





LICENSES
E-MAIL
FOR
1456B

E-MAIL

PERPETUAL LICENSES

CODE

1456B/ME1	1 MASTER LICENSE FOR 1456B, VIP SYSTEM (E-MAIL)
1456B/ME10	10 MASTER LICENSES FOR 1456B, VIP SYSTEM (E-MAIL)
1456B/ME50	50 MASTER LICENSES FOR 1456B, VIP SYSTEM (E-MAIL)
1456B/ME100	100 MASTER LICENSES FOR 1456B, VIP SYSTEM (E-MAIL)
1456B/ME200	200 MASTER LICENSES FOR 1456B, VIP SYSTEM (E-MAIL)

SUBSCRIPTION LICENSES

CODE

1456B/MET1	1 ANNUAL REN. MASTER LIC. FOR 1456B (EMAIL)
1456B/MET10	10 ANNUAL REN. MASTER LIC. FOR 1456B (EMAIL)
1456B/MET50	50 MASTER LIC. ANNUAL RENEWAL FOR 1456B(EMAIL)
1456B/MET100	100 MASTER LIC. ANNUAL RENEWAL FOR 1456B(EMAIL)
1456B/MET200	200 ANNUAL RENEWAL MASTER LIC. FOR 1456B (EMAIL)

SIP service free with annual renewal

SLAVE LICENSE

CODE

1456B/SE1	1 SLAVE LICENSE FOR 1456B, VIP SYSTEM (E-MAIL)
1456B/SE10	10 SLAVE LICENSES FOR 1456B, VIP SYSTEM (E-MAIL)
1456B/SE50	50 SLAVE LICENSES FOR 1456B, VIP SYSTEM (E-MAIL)
1456B/SE100	100 SLAVE LICENSES FOR 1456B, VIP SYSTEM (E-MAIL)
1456B/SE200	200 SLAVE LICENSES FOR 1456B, VIP SYSTEM (E-MAIL)

PHONE LICENSE

CODE

1456B/TE1	1 PHONE LICENSE FOR 1456B, VIP SYSTEM (E-MAIL)
1456B/TE10	10 PHONE LICENSES FOR 1456B, VIP SYSTEM (E-MAIL)
1456B/TE50	50 PHONE LICENSES FOR 1456B, VIP SYSTEM (E-MAIL)
1456B/TE100	100 PHONE LICENSES FOR 1456B, VIP SYSTEM (E-MAIL)
1456B/TE200	200 PHONE LICENSES FOR 1456B, VIP SYSTEM (E-MAIL)



LICENSES
FOR
1456G

SW05SIP	SOFTWARE LICENSE FOR INCREASING VoIP EXTENSIONS BY 5 UNITS, ADDRESSABLE FROM VIP INTERFACE ART. 1456G
SW10SIP	SOFTWARE LICENSE FOR INCREASING VoIP EXTENSIONS BY 10 UNITS, ADDRESSABLE FROM VIP INTERFACE ART. 1456G
SW20SIP	SOFTWARE LICENSE FOR INCREASING VoIP EXTENSIONS BY 20 UNITS, ADDRESSABLE FROM VIP INTERFACE ART. 1456G
SW50SIP	SOFTWARE LICENSE FOR INCREASING VoIP EXTENSIONS BY 50 UNITS, ADDRESSABLE FROM VIP INTERFACE ART. 1456G
SW100SIP	SOFTWARE LICENSE FOR INCREASING VoIP EXTENSIONS BY 100 UNITS, ADDRESSABLE FROM VIP INTERFACE ART. 1456G



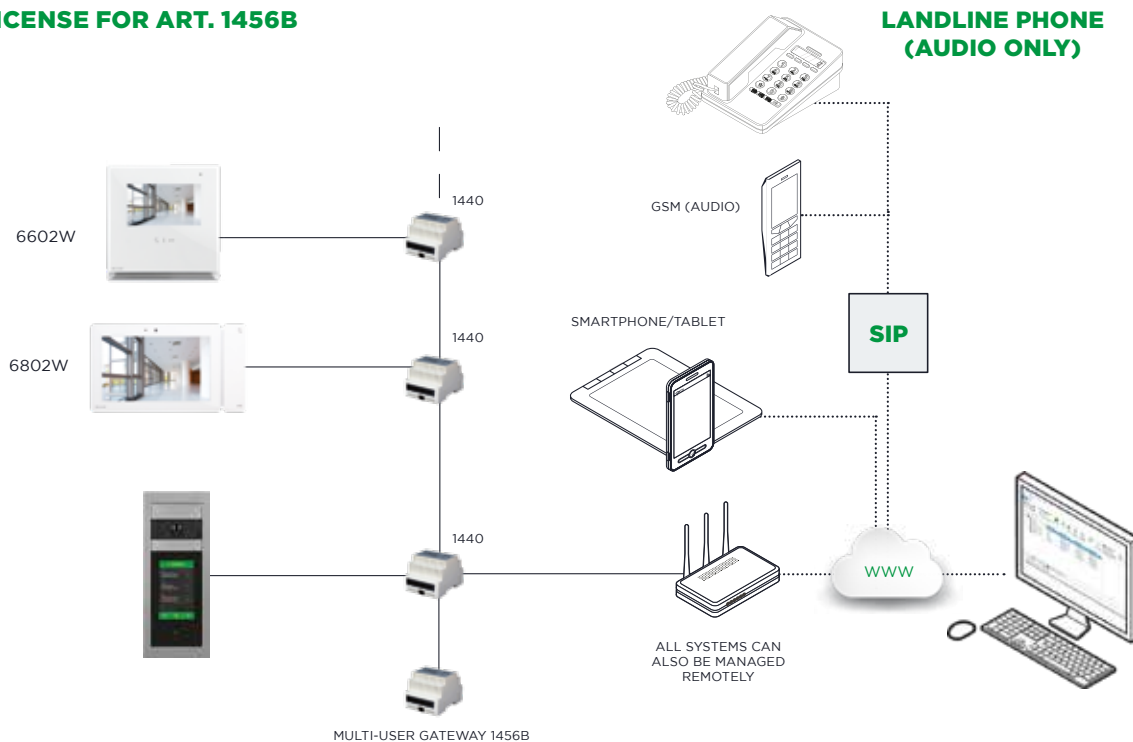
POWER SUPPLY UNITS AND ACCESSORIES

PRODUCT CATALOG

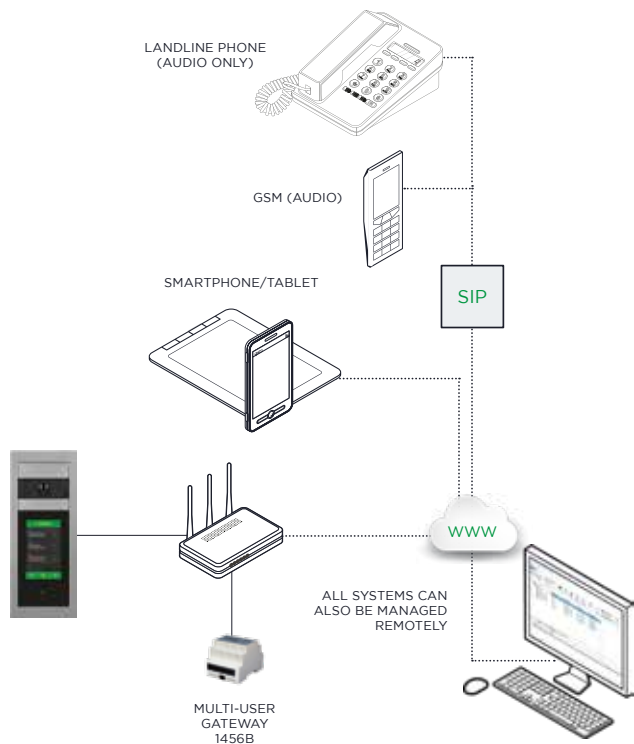
POWER SUPPLY UNITS AND ACCESSORIES (CONT.)

MULTI-USER GATEWAY INSTALLATION LAYOUTS: VIDEO ENTRY PHONE SYSTEM CONSISTING OF 1 DIGITAL AUDIO/VIDEO INPUT AND 1 AUDIO/VIDEO RISER

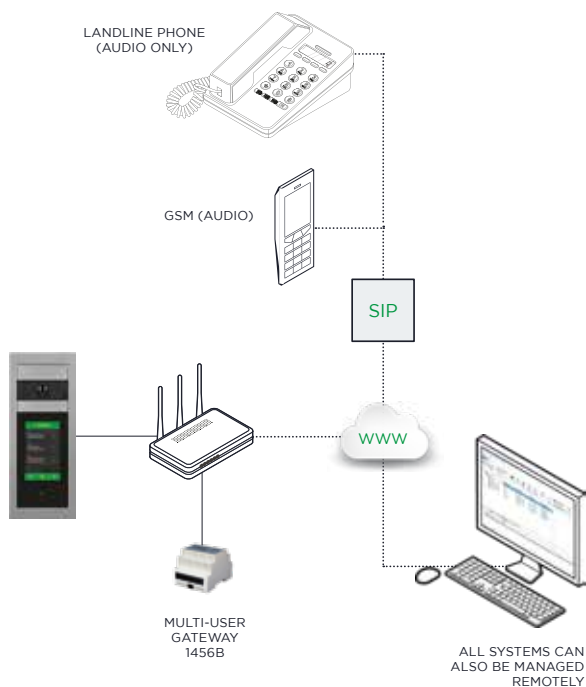
SLAVE LICENSE FOR ART. 1456B



MASTER LICENSE FOR ART. 1456B



PHONE LICENSE FOR ART. 1456B

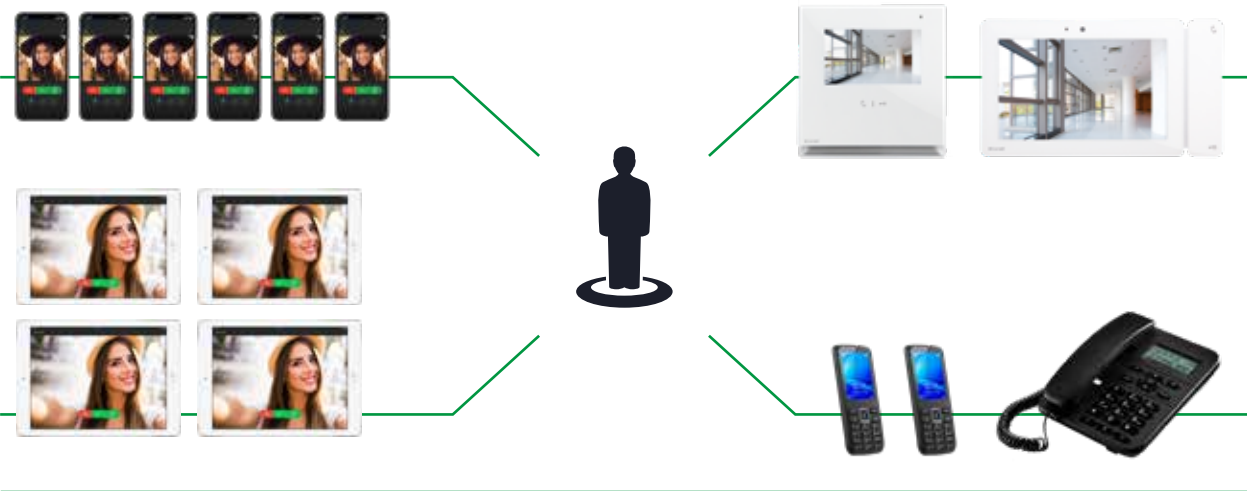


LICENSES FEATURES

3 types of licenses, 5 utilities packages (in any combination)

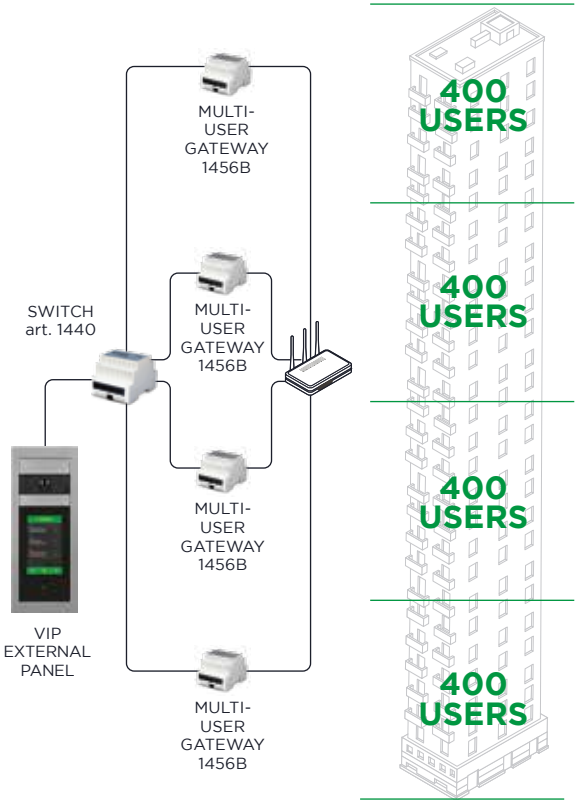


Every license allows a single user to add up to 15 devices



SCALABILITY

Each Multi User Gateway can manage up to 400 users (master licenses only). If more users are needed, it is possible to add additional MUGs without limit, even afterwards.



POWER SUPPLY UNITS AND ACCESSORIES

PRODUCT CATALOG

POWER SUPPLY UNITS AND ACCESSORIES (CONT.)

POWER SUPPLY UNITS AND ACCESSORIES			
	1122/A	RELAY 12/24 AC OR DC 12-24 V DC-AC 10 A relay for general uses. Can be controlled directly, for call repetition, from terminals S+ and S of the brackets and/or from the digital telephones. Dimensions: 68x85x35 mm (4 DIN modules).	②
	1195/U	TRANSFORMER 115VAC/24VAC 72VA All systems. Transformer with 115VAC primary. 24VAC / 72 VA secondary. The transformer is fitted with fuse internal protection.	② V I P
	1200UL	TRANSFORMER 15VA USA Transformer with primary 110V, secondary 12V AC / 15 VA for continuous use. Dimensions: 2.1x3.7x2.6 inch (3 DIN modules).	②
	1209	SIMPLEBUS2 VIDEO KIT POWER SUPPLY UNIT 33 VDC power supply unit with overload and short circuit protection devices. It has two separate continuous outputs: one to power the external unit and electric lock, and the other to power the monitor. Input voltage 110-240 VAC. Dimensions: 106x62x89 mm (6 DIN modules).	②
	1210	SIMPLEBUS2 POWER SUPPLY UNIT 2-wire power supply unit required to power the external unit (terminals L1 - L1) and the support column (terminals L2 - L2). Equipped with 1 terminal for line termination art 1216. Input voltage 110-240Vac. Compatible with audio/video unit art. 4681 and 1621VC and audio unit art. 1621. Dimensions: 106x89x62 mm (6 DIN modules).	②
	1205BUL	TRANSFORMER 110V USA The power supply provides 2 outputs: one to supply the external unit and the electric lock and one to supply the monitor. Dimensions: 105X85X85 mm. 500mA delayed protection fuse. Terminal board: AC110V network voltage input -- AC output for external unit and electric lock + - 20V DC power supply output of the monitor. 6 DIN modules.	②
	1212BUL	110V TRANSFORMER Power supply with 110V AC input, 0-20V DC / 15VA output. The transformer is fitted with PTC internal protection. Dimensions: 2.8x3.5x2.4 inch. (4 DIN modules).	②
	1214/2C	VIDEO FILTER FOR S2 SYSTEM Line branch terminal for colour monitors. The terminal must be connected on the riser to be branched towards brackets or telephones.	②
	1216	SIMPLEBUS2 LINE TERMINATION TERMINAL Line termination terminal. To be mounted at the end of the riser, according to the indications given in the technical documentation, to optimise distribution of the signals.	②
	1217A	LABEL SHEETS FOR QUADRA W/BUTTONS	
	1224A	SIMPLEBUS 1 DOOR DIGITAL SWITCHING DEVICE Switching device for audio or audio-video Simplebus 1 systems with 2 or more entrances. Complete with 2 DIP SWITCHES with 8 positions for defining the user range of the riser. 12V AC power supply. Dimensions: 60x85x35 mm (4 DIN modules).	②
	1229	EXTENSION SOUNDER Additional bell for call repetition can be controlled directly from terminals S- and S+ of the brackets and/or from the telephones. Surfacemounted or on civil series 503 box. Dimensions: 110x75x29 mm.	②



1236

POWER SUPPLY UNIT / AMPLIFIER FOR SB1

Module to be used on the part of the system before mixer art.4896 or in audio systems to increase the number of users or accessories connectable to a port. 12V AC power supply or 20 V DC. Dimensions: 60x85x35 mm (4 DIN modules).



1249B

PROGRAMMING SOFTWARE

Software on CD ROM to be installed on a PC, complete with cable for connection between the digital module art. 3340, 3342, 3070/A or 3072/A and the 9 PIN serial of the PC. It allows the name directory to be programmed rapidly and allows management of the archives on a PC. Fitted with cable to adapt the USB port of the PC to 9 PIN serial. From the RI002 it is compatible with all Simplebus 2 functions and products.



1250

PROGRAMMING SOFTWARE

Software on CD ROM to be installed on a PC, complete with cable for connection between the digital module art. 3340, 3342, 3070/A or 3072/A and the 9 PIN serial of the PC. It allows the name directory to be programmed rapidly and allows management of the archives on a PC. Fitted with cable to adapt the USB port of the PC to 9 PIN serial. From the RI002 it is compatible with all Simplebus 2 functions and products.



1250IA

ACCESSORY FOR MOUNTING IKALL AUDIO UNITS ON SING.-PLATE PAN

Accessory allowing the installation and use of Ikall audio modules part. 1622, 1622VC, 1622VCF and 1682 on single-plate panels and N, AV/4 series. Fitted with a voltage reducer for powering festoon lamps if used with power supply unit 1595 or 1207.



1250IKV

ACCESSORY FOR A/V IKALL GROUP ASSEMBLING

Accessory allowing the installation and use of Ikall audio/video modules art. 4680, 4680C, 4680K, 4680KC, 4682C, 4682KC, 4675 and 4673 on single-plate entrance panels in general.



1250IV

ACCESSORY FOR A/V IKALL GROUP ASSEMBLING

Accessory allowing the installation and use of Ikall audio/video modules part. 4680, 4680C, 4680K, 4680KC, 4681, 4682C, 4682HC, 4682KC, 4682HKC, 4675 and 4673 on single-plate entrance panels. Fitted with a voltage reducer for powering festoon lamps if used with power supply unit 1595 or 1207.



1250M

ADHESIVE ADAPTOR FOR SINGLE PLATE AUDIO UNIT

Steel adapter with double-sided adhesive, for fixing audio units on single-plate entrance panels.



1250XV

ADAPTER FOR FITTING A/V UNIT ON SING.PLATE PANEL

Adapter for fitting the audio/video unit on single plate panels.



1250XA

ADAPTER FOR FITTING AUDIO UNIT ON SING.PLATE PANEL

Adapter for fitting the audio unit on single plate panels.



1252

SIMPLEBUS1-2 USERS EXPANSION INTERFACE (UP TO 8)

Interface that allows up to 8 audio or audio/video devices to be operated simultaneously. Simplebus 1 and Simplebus 2 system. The interface does not supply power to video devices connected to the system. Dimensions: 6 DIN units. 120÷230VAC power supply.



1259C

3 WAY SWITCHER FOR REMOTE COLOUR CAMERAS

Module allows the integration of up to 3 Colour CCTV analogue cameras on to a Simplebus 2 video system or kit. A total of 8 x 1259/A can be connected to any one system or kit. Sequential switching of the cameras is possible by using the actuator push button on the monitor. Power supply: 12 V AC or 20 V DC. Dimensions: 60x85x35 mm (4 DIN modules).



POWER SUPPLY UNITS AND ACCESSORIES

PRODUCT CATALOG

POWER SUPPLY UNITS AND ACCESSORIES (CONT.)



1404

SIMPLEBUS2 DIGITAL SWITCHING DEVICE

Audio/video switching module for Simplebus 2 digital systems. To be used in systems with more than one entrance. Power supply from bus line. Dimensions: 60x85x35 mm (4 DIN modules).



1405

DIGITAL EXCHANGE 2 QUADRA INPUTS. S2

Audio/video switching module for audio/video kit systems. For use in systems with a maximum of 2 entrances with Quadra series external unit. Power supply from bus line. Dimensions: 35x90x58 mm (2 DIN modules).



1406

SB2 MULTI-USER CALL FORWARDING MODULE

Multi-user call forwarding module for Simplebus 2 system, for video entry phone call transmission on smartphones/tablets which have the SimpleApp installed on them; external unit self activation; is also possible, in addition to the sending of lock-release commands. The module needs an internet connection with suitable bandwidth to work properly. The module supports up to 50 apartments and 15 enabled users for each apartment. For systems with more than 50 apartments, several modules can be installed. Call receipt on SimpleApp is only enabled if a door-entry phone or door entry monitor is installed inside the apartment. The module has 1 Ethernet port for internet connection; it has a 12-56 VDC power supply input and L-L terminals for interfacing with the Simplebus 2 system. Dimensions 70x90x62 mm (4 DIN modules).



1409

MODULE FOR REMOTE CAMERAS. SIMPLEBUS 2

Remote camera module for Simplebus 2 2-wire digital systems. Allows management of up to 3 colour cameras in cyclical sequence from door entry monitors using a dedicated button. 12 Vac or 20 Vdc power supply. Dimensions: 60x85x35 mm (4 DIN modules).



1414

SIMPLEBUS SYSTEM RISER SHUNT MODULE

Part. 1414 is used to branch a second riser from the outgoing BUS line from the mixer. It can also act as line protection (by default this function is disabled). This unit can be used with Simplebus 2 video systems, and as it is powered by the 2 wire bus. It does not need any additional power supply. Max. 100 users can be connected to each Mixer part. 4888 or part. 4888C whatever the number of Art. 1414 used.



1415

USER BRANCH UNIT WITH INTEGRATED LINE PROTECTION S2

Part. 1415 is used to branch up to 4 internal units on the riser (with a different address for each output) and also acts as line protection, isolating the branches in the event of power surges or short circuit. This unit can be used with systems with Simplebus 2 video systems, and as it is powered by the 2 wire bus it does not need any additional power supply. Max. 100 users can be connected to each Mixer part. 4888 or part. 4888C whatever the number of Art. 1415 used, and max. 3 internal units can be connected in cascade for each output of Art. 1415.



1424

DIGITAL SWITCHING DEVICE. SIMPLEBUS 1

Switching device 1424 can be used to create Simplebus systems of up to 120,000 users. It can also be used to create multi-kit systems up to 500 Comelit Simplebus KITS that can be integrated into a Simplebus system. The device also makes it possible to include main and secondary switchboards within a system (which can be called independently) and offers alarm signals to those particular switchboards. It offers options to cascade the bus line distribution as an alternative to star distribution, optimising the cabling for the part of the system before the mixers 4888 and 4888C. It also has a self-powering function for the LS|LS input, which allows riser management without requiring a dedicated secondary external unit. Power supply 12Vac (Art. 1200 may be used) -20Vdc. 4 DIN modules. Dimensions 60x85x35 mm.



1437

VIP SCAN PROTECTOR

Device protecting the ViP system. If the device is fitted in the system, it will be necessary to provide credentials in order to use the ViP Manager software. Observe the instructions given in the technical documentation during use and programming. RJ45 connector. Dimensions: 66x85x35 mm (4 DIN modules).



1440

IP (VIP) FLOOR SWITCH

Floor shunt with one input, one output (10/100 Mb) and 4 shunts (10 MB). Dimensions 66x85x35 mm





1441

IP (VIP) 110-230VAC/55VDC, 100W POWER SUPPLY UNIT

230Vac/110Vac 100W power supply unit - 55Vdc with DIN bar (6 modules). Dimensions 99x93x53 mm



1441B

30W VIP SYSTEM POWER SUPPLY UNIT

Power supply unit with 110Vac/240Vac input and 48Vdc output. 30W power. DIN bar power supply unit (4 DIN modules). Dimensions: 72x93x56 mm



1443

VIP SYSTEM RELAY ACTUATOR MODULE

Intelligent Simplebus device for controlling a relay on board (12÷24 VAC/VDC - 10A max). For use and programming of the function required, follow the indications given in the technical documentation. It can be used in ViP system. Dimensions: 66x85x35 mm (4 DIN modules).



1445H

VIP SYSTEM REMOTE CAMERA MODULE

This module sends the video signals received from 4 cameras. RJ 45 connector. Dimensions: 60x85x35 mm (4 DIN modules). Compatible with H.264 video format



1446H

VIP SYSTEM PAL OR NTSC VIDEO OUTPUT MODULE

Module that generates system output video signal in PAL or NTSC format. RJ45 connector. Dimensions: 60x85x35 mm (4 DIN modules). Compatible with H.264 video format.



1448

SWITCHBOARD SOFTWARE FOR PC FOR VIP SYSTEM

Software on micro USB key to easily and intuitively manage and control all the typical porter switchboard functions. In addition to the classic ViP video entry functions, the software is used to receive and forward audio/video calls and to manage alarms originating from the apartments; it has a directory of actuators, internal units and external units which, when suitably programmed, easily identify the apartment and the external unit from which the call originated. It also has a recording archive where all the calls from internal/external units (calls made, managed lost and switched) and alarms are stored. It is also possible to send messages to internal units. The software comes complete with a user license. The micro USB key must always be plugged into the computer to ensure correct operation. Minimum operating system Windows 8 32/64 bit



1449

RJ45 ETHERNET CABLE, 4-POLE CONNECTION. LENGTH 2M

RJ45 Ethernet cable, 4-pole connection, length 2 metres. For connecting switch 1440 to the PC.



1450

VIP SYSTEM BAR CODE READER FOR DEVICES

Bar code reader for scanning the unique code of the device to be programmed, for the programming of devices that make up the VIP system, for example: intercoms, video intercoms, external units, actuators etc. Fitted with interface and USB cable for connection to a PC.



1451

VIP SYSTEM POE POWER SUPPLY FOR MONITOR

PoE power supply unit for monitors. ViP system



1451A

POE POWER SUPPLY UNIT FOR VIP SYSTEM MONITOR

The power supply unit allows for an ETHERNET connection to be converted into a POE type connection for supplying the internal unit. The power supply unit is required when installing VIP devices, such as: video intercoms/intercoms on preexisting ETHERNET networks with non POE (Power Over Ethernet) connections.



1452

VIP SYSTEM REMOTE CONNECTION INTERFACE

The interface connected to the VIP system allows the system to be managed remotely through the Internet. A router with an Internet connection must be connected to the system.



POWER SUPPLY UNITS AND ACCESSORIES

PRODUCT CATALOG

POWER SUPPLY UNITS AND ACCESSORIES (CONT.)

	1454	VIP SYSTEM LOCAL PC VIDEO INTERCOM SOFTWARE Software on micro USB stick that allows a PC to be used for answering calls like a door entry monitor. For installation and use on a PC wired directly to the system. Minimum operating system Windows 8 32/64 bit.	
	1454K	LOCAL PC DOOR ENTRY MONITOR SOFTWARE VIP Software on USB stick that allows a PC to be used for answering calls like a door entry monitor. Pre-set for operation with the single-family VIP KIT Art. 8501. For installation and use on a PC wired directly to the system.	
	1459	CALL LOG SERVER. VIP SYSTEM Server device for ViP system that allows the recording, storage and playback of calls from external units. Complete with Call-Log administrator software for settings (IP address, date, time, enable audio, video or audio-video recording, recording duration and recording storage time) and recording filters (days of the week, external unit making the call, internal unit receiving the call). Compatible with Windows operating systems. 19 Vdc power supply. Equipped with power supply unit with 100-240 Vac 50/60 Hz input and 19 Vdc output. Dimensions: 190x190x55 mm.	
	1467	VIP INTERFACE MODULE - FIRE Module for integration of ViP and Fire Detection systems. The device can be used to address incoming alerts from a fire alarm panel to the ViP system. The alerts can be forwarded and shown on the monitor and/or the porter switchboard, in particular pre-alarm, alarm and evacuation messages can be shown on the monitors and on the switchboard; the switchboard can also provide alerts if faults are present.	
	1468	INTER-VLAN ROUTING INTERFACE This is the solution for installations where several VLANs are present and ViP devices need to be installed on them. To establish a connection between two or more VLANs, you need to install a device for every VLAN. The device is configured easily using ViP Manager; it requires a static IP address and the devices installed on the other VLANs to be connected must be configured.	
	1469	SIMPLEBUS INTERFACE FOR VIP SYSTEM BASE Interface for the management of hybrid video entry phone system configurations with door-entry phones and door entry monitors using 2-wire technology (SimpleBus and SimpleBus 2) and devices using IP technology for the basic system structure (external units, switchboards, actuator modules, call logs). The 2-wire door-entry phones and door entry monitors can receive calls from the ViP external unit and forward commands to ViP devices (self activation, call to main and/or secondary switchboard, actuator control, view ViP cameras, view RTSP cameras, etc.). The interface has 1 Ethernet port for IP video entry system connection, L-L terminals for connection to the SimpleBus system, power supply: 12-56 VDC. Dimensions: 70x90x59 (4 DIN modules).	 
	1484	VIP INTERFACE FOR INTEGRATION WITH VMS Module for integration of the ViP video entry system with the VMS software. The module monitors the ViP system and forwards information to the connected VMS software. Forwarded information includes: ViP device connection status, call started, call answered, call failed, call forwarded. VMS supported: Wisenet SSM by Hanwha Techwin. The module has 5 Ethernet ports for connecting the ViP system to the network, and two PoE ports with selectable PoE are available for interfacing with the VMS. It also has a 40-56 VDC power supply input. Dimensions 70x90x62 mm (4 DIN modules).	
	1506	SIMPLEBUS 2 VIDEO INHIBITING MODULE Video block module for Simplebus 2 systems. For use in installations with outdoor audio/video entrance panel where it is necessary to create audio only risers without using distribution terminal art. 1214 for each door-entry phone. Flush, surface-mounted or DIN rail installation. Dimensions (LxHxD): 50x50x18.5 mm (1 DIN module).	

	1595	120-230VAC / 33VDC POWER SUPPLY UNIT Power supply unit with input of 120÷230VAC, 33VDC output with 500mA continuous and 1.2A inrush current for video door entry panel. Equipped with internal protection against overcurrent and short circuits. Dimensions: 71.7x90x62 mm (4 DIN modules).	 
	1596B	POWER SUPPLY 33VDC 60W 100-240VAC, PSE CERTIFIED Power supply unit with 110-230 VAC primary and 33 VDC / 1.8A continuous output for 316 range entrance panels. Equipped with internal protection against current overload and short circuits. Dimensions: 118x92.59x60.5 mm (7 DIN modules). PSE certified.	
	1952N	AUDIO/VIDEO PORTER SWITCHBOARD. VIP Tabletop audio-video porter switchboard with touch screen and alphanumeric keypad, for the simple and intuitive use of functions. Displays visitor images and the name of the user to call. Day/night mode and user/user intercom service. 12 VDC power supply with art. 43082 or direct from the VIP Ethernet network.	
	1998NA	AUDIO PORTER SWITCHBOARD. S1 Audio porter switchboard in desk version for Simplebus 1 system with microswitch keypad and 32-character alphanumeric display. Ergonomic handset with easier hangup, thanks to concealed magnetic panels. Allows the code and name of the called and calling users to be displayed, keeping unanswered calls stored in the memory. Manages Day/Night mode and user/user intercom service. Allows management of alarm indications originating from users. Up to 1000 users can be saved. Supplied with a removable cable with connection hub. 24 VAC power supply with art. 1195. Dimensions (L x H x D): 225x100x225 mm.	
	1998NV	AUDIO/VIDEO PORTER SWITCHBOARD. S1 Audio-video porter switchboard in desk version for Simplebus 1 system with microswitch keypad and 32-character alphanumeric display. Ergonomic handset with easier hangup, thanks to concealed magnetic panels. Allows the code and name of the called and calling users to be displayed, keeping unanswered calls stored in the memory. Manages Day/Night mode and user/user intercom service. Allows management of alarm indications originating from users. Up to 4000 users can be saved. Supplied with a removable cable with connection hub. 24 VAC power supply with art. 1195. Dimensions: 225x100x225 mm.	
	3061A	ANALOG BUTTON WITH NAMEPLATE	
	3061M	MASTER BUTTON WITH NAMEPLATE	
	3061S	SLAVE BUTTON WITH NAMEPLATE	
	3063D	MODULE W/8 BUTT.IN 2 ROWS+VIP FOR SING.-PLATE PAN. Button management module. Works in conjunction with audio/video modules or audio module. Allows management of 8 buttons. Dimensions: 45x55x30 mm.	
	3309	ADDITIONAL CABLE FOR PROGRAMMING Accessory programming cable to be used for programming push button entrance panel	



POWER SUPPLY UNITS AND ACCESSORIES

PRODUCT CATALOG

POWER SUPPLY UNITS AND ACCESSORIES (CONT.)



4577/100

SIMPLEBUS2 SYSTEM COMELIT CABLE 2X1 MM2 - TOP (100 M)

Specific cable for Simplebus 2 systems (parts of the riser after the mixer), consisting of two twisted red and black conductors with 1mm² cross-section. 100 mt. coil.



4577/500

SIMPLEBUS2 SYSTEM COMELIT CABLE 2X1 MM2 - TOP (500 M)

Specific cable for Simplebus 2 systems (parts of the riser after the mixer), consisting of two twisted red and black conductors with 1mm² cross-section. 500 mt coil.



4833C

S2 VIDEO AMPLIFIER


Amplifier for Simplebus 2 video systems. Regenerates the riser signal regarding the video component. Complete with microcontroller for optimum operation management. For its use, follow the indications given in the technical documentation. Power supply: 12V AC or 20V DC. Only to be mounted on the part of the system on input into the mixers art. 4888CU (Simplebus 1 part). Dimensions: 66X85X35 mm (4 DIN modules).



4834/9

LINE CONCENTRATOR FOR SIMPLEBUS VIDEO SYSTEMS

Line concentrator for Simplebus video system. Allows distribution of the signal on 9 risers. Does not require a power supply. Only to be mounted on the part of the system on input into the mixers art. 4888CU Simplebus 1 part. Dimensions: 66x85x35 mm (4 DIN modules).



4888CU

SIMPLEBUS 2 COLOUR MIXER FOR USA

The mixer is contained in a 8 DIN module box. Powered by 120 V mains, it has a dedicated output for switching device power supply art. 1224A. On input it receives a Simplebus 1 type signal and superimposes the monitor power supply for the riser. Up to 100 pieces of apparatus including door-entry phones and monitors can be connected, distributed over 4 outputs. Equipped with LEDs signalling any short-circuiting on the lines. Fitted with 4 terminals for line termination art. 1216. Dimensions: 140x140x67 mm (8 DIN modules). Allows alarm signalling management, as well as the intercom facility between users without the aid of an interface or porter switchboard. It allows call addressing for up to 120000 users. The mixer is not compatible with the TOP system when several main and secondary switchboards are used in the same system, when the intercom function is present and active without an interface and when the alarm function is being managed on the system.



4933

S2 AMPLIFIER 6 PORTS

The art. 4933 is a concentrator with 6 outputs for star distribution of the video signal which is only directed and amplified towards the riser branch involved in the communication. The art. 4933 regenerates and amplifies the video signal with two levels of gain independently over the 6 outputs to increase the operating distances. The riser outputs used must be programmed manually or via art. 1249B. Compatible with all Simplebus 2 functions and products. 115÷230 VAC power supply. Housed in a box with 8-DIN modules. Dimensions: 140x140x67 mm.



CXBV

BNC/S TO VGA CONVERTER

The CXBV supports both normal 4:3 screen and 16:9, 16:10 wide screen resolution with output VGA resolution up to 1680x1050. It is suitable for connection of CCTV CDD Camera and DVRs to PC monitors. 3D video-processing tech is applied. The converted picture

CXHDMI

CAT5 SINGLE HDMI

The CAT5 Extender uses only one CAT5E/6 cable to extend your HDTV display up to 230 feet at 1080i and 160 feet at 1080p. It is equipped with HDMI connectors and also supports DVI equipment with ports allowing it to be used with HDMI to DVI adapters. It pr



SK9071

VIP SYSTEM LIFT COMMAND INTERFACE

To be connected to the VIP Actuator module part. 1443. 12 Vdc power supply. Allows one or more relay contacts to be activated through an interface for lift systems or other uses. Up to 10 SK9071 interfaces can be connected to each 1443, therefore up to 100 relay contacts. Dimensions: 2.2x3.3x0.8 inch (8 DIN modules).



PRODUCT
CATALOG

GUIDE TO
VIDEO ENTRY
TECHNOLOGY

VIDEO ENTRY
TECHNOLOGY



147

CONTROL PANEL WITH INTEGRATED READER



SK9000U
SK9000UB
SK9000UW

ULTRA SIMPLEKEY BASIC MODULE

SimpleKey Basic access control module for Ultra entrance panel, compatible with all systems. Equipped with RFID reader for activation of an opening using keys or Comelit cards. Can store up to 1500 electronic keys. Anodised aluminium alloy coating. Dimensions: 1 Ultra module. Dimensions: 100x90x35 mm
Available in white RAL9010, black RAL9005 and silver

BASIC



SK9001U
SK9001UB
SK9001UW

SIMPLEKEY ADVANCED MODULE, ULTRA

SimpleKey Advanced access control and control panel module for Ultra entrance panel, compatible with all systems. Equipped with RFID reader for activation of an opening using keys or Comelit cards. Can store up to 1400 electronic keys. Last 800 events stored. Option of creating complex multi-port systems without the need for physical connection (virtual network). Anodised aluminium alloy coating. Dimensions: 1 Ultra module. Dimensions: 100x90x35 mm
Available in white RAL9010, black RAL9005 and silver

ADVANCED



SK9001UB

ULTRA SIMPLEKEY ADVANCED MODULE, BLACK

SimpleKey Advanced access control and control panel module for Ultra entrance panel, colour black RAL9005, compatible with all systems. Equipped with RFID reader for activation of an opening using keys or Comelit cards. Can store up to 1500 electronic key

ADVANCED



SK9001UW

ULTRA SIMPLEKEY ADVANCED MODULE, WHITE

SimpleKey Advanced access control and control panel module for Ultra entrance panel, colour white RAL9010, compatible with all systems. Equipped with RFID reader for activation of an opening using keys or Comelit cards. Can store up to 1500 electronic key

ADVANCED



SK9000I

SIMPLEKEY BASIC MANAGEMENT DEVICE FOR IKALL

Stand-alone control unit module + integrated Mifare® reader to insert into Comelit housing. Watertight PVC housing. Capacity: 1500 tokens. Simple programming by using Master Badge. Delivered ready for use. Start-up is initiated when you swipe the first badge over the unused unit. This becomes the master badge from which you can then add other badges. Adjustable timer lock output: 1 - 60 seconds. preset to 5 seconds. Edit the list of token numbers with portable programmer SK9070 or software SK9093 to cancel a badge. 12 - 24 VAC / DC power supply.

BASIC

SK9001I

SIMPLEKEY ADVANCED COMPLETE UNIT- PANEL MOUNTING

Central stand-alone module + Mifare® reader to insert into Comelit housing. Watertight PVC housing. Capacity: 1400 badges per module. Programming: Badges encoded using PC software and USB encoder. Adjustable timer: 1 - 60 seconds, preset to 5 seconds • LED indicator for operation and diagnostics. Stores the previous 800 events. Option to have "pass" transmitters and to manage primary and secondary doors. 1 entrance and 1 exit alarm. 12 - 24 V AC / DC power supply.

ADVANCED

KEYPAD



SKR

ELECTRONIC KEYPAD, 100 CODES, INTEGRATED READER, 500 BADGES

Anti-vandal electronic key code in zamak, 100 codes of 3 to 6 characters, backlit buttons. With integrated RFID reader, Mifare technology. 500 proximity keys can be programmed and configured once learned. Configurable relays in monostable mode from 1 to 99 seconds or in bistable mode. Exit button, clock and alarm management. Opening with code, badge or code and badge. Option of external relay connected to RS485 serial line. Temperature from -25°C to +55°C, IP54. Dimensions 122x90x19 mm.

CONTROL PANEL



SK9020

ONE ENTRANCE MANAGING CENTRAL UNIT - ADVANCED SIMPLEKEY

Single-door control unit for use with Mifare® readers, Capacity: 1500 badges per module, Programming: Transmitters encoded using PC software and USB encoder, Adjustable timer: 1 - 60 seconds, preset to 5 seconds, LED indicator for operation and diagnostics, Stores the previous 1000 events, Option to have "pass" badges and to manage primary and secondary doors, 1 entrance and 1 exit alarm, 12 - 24 V AC / DC power supply, PVC housing dimensions: 55x85x20 mm, To be completed with remote readers SK9031/SK9032

ADVANCED

READERS



SK9015

SIMPLEKEY ADAPTER WITH POWER SUPPLY UNIT 1210

Simplekey adapter for the connection of readers art. SK9000I and SK9001I on external units with power supply unit art. 1210.

ADVANCED



SK9031

INTERNAL WALL-MOUNTED READER

Simplekey Mifare® reader, wall mount, grey ABS housing, secured with 2 screws + rawl plugs, connected to management unit by 2 wires + power supply, maximum range 1000 m, Wiegand output for use with non-Comelit management modules. 12VDC power supply, dimensions: 150x45x15 mm, to be completed with SK9020 control unit.

ADVANCED



SK9032

INTERNAL FLUSH-MOUNTED READER

Mifare® reader provided together with 60 mm diameter circular back box, Supplied with white frame, Connected to management unit by 2 wires + power supply, Maximum range 1000 m, 12Vdc power supply, Dimensions: 80x80x8 mm, To be completed with SK9020 co

ADVANCED

MOUNTING ACCESSORIES



3179S

MODULE FOR SIMPLEKEY READER, VANDALCOM SERIES

Module made using double 2.5 mm 316 stainless steel plate, with facility for housing SimpleKey units SK9000I-SK9001I. Compatible with GS3 panel mount readers by Comelit PAC. Dimensions: 106x106x9 mm

BASIC
ADVANCED



SK9040

SURFACE MOUNTED VANDAL RESISTANT HOUSING

Seamless concept in 15/10° embossed stainless steel Designed to house the SK9001 units management device Secured with 4 anti-vandalism screws (toolkit supplied) Dimensions: 100x100x24 mm

BASIC
ADVANCED



SK9052

USER CARD - CREDIT CARD SIZE, WHITE

Electronic proximity badge fitted with an anti-forgery electronic chip. MIFARE technology, 13.56 MHz, ISO 14443A, ABS key fob format, credit card format (85x54x0.8 mm).



3110/1A

FLUSH-MOUNTED BOX, 1 MODULE, FOR ENTRANCE PANELS

Flush-mounted box for external 1-module entrance panels. Can also be installed in plasterboard walls (using optional accessories). Dimensions (LxHxD): 123.5x122.5x50 mm.

BASIC
ADVANCED



PRODUCT
CATALOG

GUIDE TO
VIDEO ENTRY
TECHNOLOGY

VIDEO ENTRY
TECHNOLOGY



149

	3458	ACCESS CONTROL ACCESSORY MODULE FOR EXTERNAL UNITS, 316 Flush-mounted 3 mm thick stainless steel plate for housing the access control module. Can be used in conjunction with all entrance panels in the 316 range. Dimensions 88x182x3 mm.	BASIC ADVANCED
	IX9102	SIMPLEKEY FACILITY FRONT PLATE - 1 COLUMN Front plate designed for use with Simplekey reader, with stainless steel finish for Switch entrance panels with 1 button column. Dimensions: 150x129.5x2.5 mm.	BASIC ADVANCED
	IX9202	SIMPLEKEY FACILITY FRONT PLATE - 2 COLUMNS Front plate designed for use with Simplekey reader, with stainless steel finish for Switch entrance panels with 2 button columns. Dimensions: 216.4x129.5x2.5 mm.	BASIC ADVANCED
	IX9302	SIMPLEKEY FACILITY FRONT PLATE - 3 COLUMNS Front plate designed for use with Simplekey reader, with stainless steel finish for Switch entrance panels with 3 button columns. Dimensions: 302.9x129.5x2.5 mm.	BASIC ADVANCED
	IX9402	FRONT PANEL DESIGNED FOR SIMPLEKEY - 4 COLUMNS Front panel for Switch with 4 button columns designed for use with Simplekey reader, with AISI 316 stainless steel finish. Dimensions (LxHxD): 409x127.5x2.5 mm.	BASIC ADVANCED
	IX9502	FRONT PANEL DESIGNED FOR SIMPLEKEY - 5 COLUMNS Front panel for Switch with 5 button columns designed for use with Simplekey reader, with AISI 316 stainless steel finish. Dimensions (LxHxD): 495x127.5x2.5 mm.	BASIC ADVANCED
	UT9290M	ULTRA ACCESS CONTROL READER MODULE Module designed to house third-party access control units for Ultra entrance panel. Hole 40 x 40 mm. Coated in anodised aluminium alloy. Compatible with GS3 panel mount readers by Comelit PAC. Dimensions: 100x90x35mm. NOTE: mechanical compatibility with third-party panel-mount reader must be checked and verified for different models	BASIC ADVANCED

VIDEO ENTRY PHONE EXTERNAL UNITS WITH INTEGRATED READER



UT9270

TOUCH-SCREEN MODULE, ULTRA

Touchscreen module for Ultra entrance panel, compatible with all systems. Bluetooth connection for managing names in the directory using the installer's MyComelit app. Easy-to-use graphic interface allows the button interface to be customised for direct calls to switchboard, commercial activities (with corresponding logos), activation of an automated opening or light and viewing of apartment block messages. Can be used as a number keypad module to directly call the user when the relevant code is known, or for the access control function with activation of the audio or audio/video module outputs and the system actuators. 5" capacitive display with high visibility and impact-proof glass, plus theme selection (white or black). Has a Wiegand output for interfacing with access control systems. Equipped with RFID reader for activation of an opening using keys or Comelit cards. Automatic backlight regulation via the twilight sensor for the paired audio or audio/video module. Dimensions: 2 Ultra modules.

BASIC
ADVANCED*

PRODUCT
CATALOG

GUIDE TO
VIDEO ENTRY
TECHNOLOGY

VIDEO ENTRY
TECHNOLOGY



151



3451S

STAINLESS STEEL S2 DIGITAL 316 SENSE A/V ENT.PAN.

Flush-mounted entrance panel (fitted level with the wall) and 3 mm thick stainless steel plate. Certified as IK08. Complete with 128x64 dot LCD graphic display and 15 buttons integrated into the plate, with no mechanical movement. Alphanumeric keypad with Braille script. Also functions as an electronic key code. Two search buttons are used to scroll through the names; alternatively, the first letter of the required name can be entered. Once the desired username is displayed, simply press the call button. The call can also be made by directly entering the user code. It can also be used to customise an initial welcome message and can operate with a dual user interface language. Fitted with rfid reader for local door lock control and an additional relay for various uses. It can be used in conjunction with Simplekey electronic keys for automatic updating of names in the directory. It saves up to 4000 user names, 4000 lock-release passwords and 4000 rfid keys. Users and settings are simple to program using PC software art. 1249B (included, with USB connection cable) via a USB or RS485 port, locally on the digital module itself or, thanks to the integrated web server, remotely via connection to the ethernet port. It is compatible with all Simplebus 2 products and functions. Complete with SBC a/v unit Art. 4680C for audio/video/door lock management, and flush-mounted box with concealed fixing screws. To be powered at 33 Vdc using art. 1595. Dimensions 342x182x3 mm

BASIC
ADVANCED*



3451AS

STAINLESS STEEL S2 DIG. 316 SENSE AUDIO ENT.PAN.

Flush-mounted entrance panel (fitted level with the wall) and 3 mm thick stainless steel plate. Certified as IK08. Complete with 128x64 dot LCD graphic display and 15 buttons integrated into the plate, with no mechanical movement. Also functions as an electronic key code. Two search buttons are used to scroll through the names; alternatively, the first letter of the required name can be entered. Once the desired username is displayed, simply press the call button. The call can also be made by directly entering the user code. It can also be used to customise an initial welcome message and can operate with a dual user interface language. Fitted with rfid reader for local door lock control and an additional relay for various uses. It can be used in conjunction with Simplekey electronic keys for automatic updating of names in the directory. It saves up to 4000 user names, 4000 lock-release passwords and 4000 rfid keys. Users and settings are simple to program using PC software art. 1249B (included, with USB connection cable) via a USB or RS485 port, locally on the digital module itself or, thanks to the integrated web server, remotely via connection to the ethernet port. It is compatible with all Simplebus 2 products and functions. Complete with audio unit art. 1622 for audio/door lock management, and flush-mounted box with concealed fixing screws. To be powered at 33 VDC using art. 1595. Dimensions 342x182x3 mm.

BASIC
ADVANCED*



3454HD/A

STAINLESS STEEL 316 TOUCH A/V ENTRANCE PANEL, VIP

Stainless steel flush-mounted entrance panel (fitted level with the wall) with 8" capacitive touch-screen featuring high visibility and impact-proof glass. IK08 certification. Operation with configurable graphics (list of names with search, virtual static buttons up to 10 users, alphabetised directory, number code up to 8 digits). Allows customisation of the virtual buttons and viewing of general apartment block messages. Fully configurable via ViP Manager software. Fitted with RFID reader for local door lock control, an additional relay for various uses and proximity and brightness sensors for optimal operational management. Complete with H.264 compatible audio/video unit art. 4682HD and flush-mounted box with concealed fixing screws. Power supply 33VDC with art. 1596B. Plate dimensions (W x H x D): 182x342x3 mm. ViP system. Compatible with H.264 video format.

BASIC
ADVANCED*



SWITCH AUDIO AND AUDIO/VIDEO ENTRANCE PANEL

CODE	N. Buttons	N. Columns	Dimensions
IX0101 + IX9102	1	1	10.34 x 5.9 x 0.10 inch
IX0102 + IX9102	2	1	10.34 x 5.9 x 0.10 inch
IX0103 + IX9102	3	1	10.34 x 5.9 x 0.10 inch
IX0104 + IX9102	4	1	10.34 x 5.9 x 0.10 inch
IX0105 + IX9102	5	1	14.53 x 5.9 x 0.10 inch
IX0106 + IX9102	6	1	14.53 x 5.9 x 0.10 inch
IX0107 + IX9102	7	1	14.53 x 5.9 x 0.10 inch
IX0108 + IX9102	8	1	14.53 x 5.9 x 0.10 inch
IX0109 + IX9102	9	1	18.72 x 5.9 x 0.10 inch
IX0110 + IX9102	10	1	18.72 x 5.9 x 0.10 inch
IX0111 + IX9102	11	1	18.72 x 5.9 x 0.10 inch
IX0112 + IX9102	12	1	18.72 x 5.9 x 0.10 inch
IX0212 + IX9202	12	2	15.58 x 8.5 x 0.10 inch
IX0214 + IX9202	14	2	15.58 x 8.5 x 0.10 inch
IX0216 + IX9202	16	2	15.58 x 8.5 x 0.10 inch
IX0218 + IX9202	18	2	15.58 x 8.5 x 0.10 inch
IX0220 + IX9202	20	2	19.76 x 8.5 x 0.10 inch
IX0222 + IX9202	22	2	19.76 x 8.5 x 0.10 inch
IX0224 + IX9202	24	2	19.76 x 8.5 x 0.10 inch
IX0226 + IX9202	26	2	19.76 x 8.5 x 0.10 inch
IX0324 + IX9302	24	3	17 x 11.9 x 0.10 inch
IX0327 + IX9302	27	3	17 x 11.9 x 0.10 inch
IX0330 + IX9302	30	3	17 x 11.9 x 0.10 inch
IX0333 + IX9302	33	3	17 x 11.9 x 0.10 inch
Available only on order			
IX0336 + IX9302	36	3	19.76 x 11.9 x 0.10 inch
IX0339 + IX9302	39	3	19.76 x 11.9 x 0.10 inch
IX0440 + IX9402	40	4	19.76 x 16.1 x 0.10 inch
IX0444 + IX9402	44	4	19.76 x 16.1 x 0.10 inch
IX0448 + IX9402	48	4	19.76 x 16.1 x 0.10 inch
IX0452 + IX9402	52	4	19.76 x 16.1 x 0.10 inch
IX0555 + IX9502	55	5	19.76 x 19.49 x 0.10 inch
IX0560 + IX9502	60	5	19.76 x 19.49 x 0.10 inch
IX0565 + IX9502	65	5	19.76 x 19.49 x 0.10 inch
IX0570 + IX9502	70	5	23.95 x 19.49 x 0.10 inch
IX0575 + IX9502	75	5	23.95 x 19.49 x 0.10 inch
IX0580 + IX9502	80	5	23.95 x 19.49 x 0.10 inch

BASIC**
ADVANCED***

KEYS



SK9050B/A STANDARD BLUE KEY FOB CARD

BASIC
ADVANCED



SK9050G/A STANDARD GREEN KEY FOB CARD

BASIC
ADVANCED



SK9050GB/A STANDARD GREY-BLUE KEY FOB CARD

BASIC
ADVANCED



SK9050GG/A STANDARD GREY-GREEN KEY FOB CARD

BASIC
ADVANCED



SK9050GO/A STANDARD GREY-ORANGE KEY FOB CARD

BASIC
ADVANCED



SK9050GR/A STANDARD GREY-RED KEY FOB CARD

BASIC
ADVANCED



SK9050GY/A STANDARD GREY-YELLOW KEY FOB CARD

BASIC
ADVANCED



SK9050O/A STANDARD ORANGE KEY FOB CARD

BASIC
ADVANCED



SK9050R/A STANDARD RED KEY FOB CARD

BASIC
ADVANCED



SK9050Y/A STANDARD YELLOW KEY FOB CARD

BASIC
ADVANCED



SK9051/A GREY KEY FOB 'PASS' CARD

BASIC
ADVANCED

PRODUCT
CATALOG

GUIDE TO
VIDEO ENTRY
TECHNOLOGY

VIDEO ENTRY
TECHNOLOGY



153

RF RECEIVERS



SK9011/A

SIMPLEKEY ADVANCED - RADIO MODULE 868 MHZ

Control unit + RF receiver, for automatic opening of garage doors. Capacity: 1500 transmitters per module. Programming: transmitters encoded using software for PC SK9091 and USB encoder. Adjustable timer: 1 - 60 seconds, pre-set to 2 seconds, LED operation and diagnostics light, stores the previous 1000 events, option of using authorisation badges and controlling main and secondary access points, 1 input and 1 exit alarm, Wiegand output for use with non-Comelit management modules, 12 VDC power supply, PVC housing dimensions: 55x85x20 mm

ADVANCED



SK9014

REMOTE ANTENNA FOR 868 MHZ RECEIVER

Allows you to increase the radio receiver range Supplied with Surface mount and 3 m cable

ADVANCED



SK9062B/A

868 MHZ TRANSMITTER + PROXIMITY READER, COLOUR BLUE 4 BUTTON

868Mhz - 3 channel bi-technology transmitter, key fob design - Contains a MIFARE chip for use with proximity readers - Powered by 3V CR2032 type batteries - 3 channels: Operation in open field 80 to 120m - ABS housing - Engraved - Available in 2 colours - Operating temperature: -20°C to +50°C - 3-colour LED warning light - Flashing red/green light = change the battery - Size: 76x32x11 mm

ADVANCED



SK9062Y/A

868 MHZ TRANSMITTER + PROXIMITY READER, COLOUR YELLOW 4 BUTT

868Mhz - 3 channel bi-technology transmitter, key fob design - Contains a MIFARE chip for use with proximity readers - Powered by 3V CR2032 type batteries - 3 channels: Operation in open field 80 to 120m - ABS housing - Engraved - Available in 2 colours - Operating temperature: -20°C to +50°C - 3-colour LED warning light - Flashing red/green light = change the battery - Size: 76x32x11 mm

ADVANCED

SOFTWARE



SK9091

SIMPLE KEY ADVANCED SOFTWARE + USB ENCODER

The encoder connects to the USB port on the management PC, enabling you to encode proximity badges and radio transmitters as well as manage events, Supplied with installation CD, Software licence included - NECESSARY TO PROGRAM SIMPLEKEY ADVANCED SYSTEMS

ADVANCED



SK9093

SIMPLEKEY BASIC - SOFTWARE + SERIAL CABLE

Supplied with a cable for connection to SK9000 and a software CD-ROM - Not required for programming. SK9093 it is only necessary to individually delete fobs, by entering its serial n°

**BASIC
ADVANCED**

ACCESSORIES



SK9071

VIP SYSTEM LIFT COMMAND INTERFACE

To be connected to the VIP Actuator module code 1443. 12 Vcc power supply Allows one or more relay contacts to be activated through an interface with lift systems or other activations. Up to 10 SK9071 items can be connected, therefore up to 100 relay contacts (flat). DIN bar PVC housing. Dimensions: 140x95x55 mm (8 DIN modules)

ADVANCED



SK9073

RS485-USB MODULE FOR NETWORK CONNECTION

Allows you to connect SimpleKey Advanced modules to the local network or internet so that you can do the following: Immediately cancel a lost badge or transmitter, Retrieve events, Open doors remotely, Change settings

Handwriting practice area with 20 horizontal lines.





DOOR-ENTRY MONITORS INDEX - 1 OF 6

1209	SIMPLEBUS2 VIDEO KIT POWER SUPPLY UNIT	127-140
1210	2-WIRE POWER SUPPLY UNIT	140
1216	SIMPLEBUS2 LINE TERMINATION TERMINAL	140
1229	EXTENSION SOUNDER	141
1236	POWER SUPPLY UNIT / AMPLIFIER FOR SB1	141
1250	A/V AND AUDIO UNIT FOR SINGLE PLATE	141
1252	SIMPLEBUS1-2 USERS EXPANSION INTERFACE (UP TO 8)	141
1256	ACTUATOR RELAY. SIMPLEBUS 1 AND 2	20
1404	SIMPLEBUS2 DIGITAL SWITCHING DEVICE	20-142
1405	DIGITAL EXCHANGE 2 QUADRA INPUTS. S2	20-142
1406	SB2 MULTI-USER CALL FORWARDING MODULE	142
1409	MODULE FOR REMOTE CAMERAS. SIMPLEBUS 2	20-142
1414	SIMPLEBUS SYSTEM RISER SHUNT MODULE	142
1415	USER BRANCH UNIT WITH INTEGRATED LINE PROTECTION S2	142
1424	DIGITAL SWITCHING DEVICE. SIMPLEBUS 1	142
1437	VIP SCAN PROTECTOR	142
1440	IP (VIP) FLOOR SWITCH	142
1441	IP (VIP) 110-230VAC/55VDC, 100W POWER SUPPLY UNIT	143
1443	VIP SYSTEM RELAY ACTUATOR MODULE	143
1448	SWITCHBOARD SOFTWARE FOR PC FOR VIP SYSTEM	143
1449	RJ45 ETHERNET CABLE, 4-POLE CONNECTION. LENGTH 2M	143
1450	VIP SYSTEM BAR CODE READER FOR DEVICES	143
1452	VIP SYSTEM REMOTE CONNECTION INTERFACE	143
1454	VIP SYSTEM LOCAL PC VIDEO INTERCOM SOFTWARE	144
1456	MASTER APARTMENT GATEWAY FOR VIP SYSTEM	136
1459	CALL LOG SERVER. VIP SYSTEM	144
1467	VIP INTERFACE MODULE - FIRE	144
1468	INTER-VLAN ROUTING INTERFACE	144
1469	SIMPLEBUS INTERFACE FOR VIP SYSTEM BASE	144
1484	VIP INTERFACE FOR INTEGRATION WITH VMS	144
1506	SIMPLEBUS 2 VIDEO INHIBITING MODULE	144
1595	33VDC POWER SUPPLY UNIT FOR IKALL ENTRANCE PANEL	145
1621	SIMPLEBUS 2W AUDIO UNIT WITH LED, IKALL SERIES	122
1622	IKALL SIMPLEBUS AUDIO SPEAKER	122
1682	IKALL VIP AUDIO ONLY SPEAKER	122
3058	NAMEPLATE FOR BUTTON 3061M-3061S-3061A	25-116
3059	LABEL SHEETS FOR 3016I AND INOX ENTRANCE PANEL	25-116
3164	VANDALCOM SERIES CLEAN CONTACT 4-BUTTON MODULE	121
3176	VANDALCOM BLANK MODULE	121
3309	ADDITIONAL CABLE FOR PROGRAMMING	145
3458	ACCESS CONTROL MODULE FOR 316 EXTERNAL UNITS	106-150
3459	ROOF COMPLETE WITH LEDS FOR SENSE 316 ST. STEEL ENT. PANEL	106
3461	WALL HOUSING FOR EMERGENCY AND HELP POINT	131
3522	ADAPTER FOR WI-FI VISTO KIT	29-132
3525	LEFT-RIGHT ADJUSTABLE BRACKET FOR VISTO	30-37-133
3526	UP-DOWN ADJUSTABLE BRACKET FOR VISTO	30-37-133
3528	ADAPTER PLATE FOR VISTO KIT	29-37-133
3530	WALL BRACKET FOR VISTO CAMERA	30
3532	ADDITIONAL WIRELESS BELL FOR VISTO KIT	29-132
3534	24VDC POWER SUPPLY UNIT WITH EU-UK-US PLUG	30-133
4681	2 WIRES AUDIO/VIDEO UNIT	123
4792	RAIN SHIELD FOR QUADRA ENTRANCE PANEL	127

4933	S2 AMPLIFIER 6 PORTS	146
6117	PLANUX, SMART, ICONA FLUSH BACKBOX	78
6118	MAXI, PLANUX, SMART, ICONA CLIPS FOR DRYWALL	78
6212	DESK BASE FOR EASYCOM DOOR ENTRY PHONE	88
6617	FLUSH-MOUNTED BOX FOR PLASTERBOARD. ICONA	78
6620	WALL BRACKET FOR ICONA MONITOR	78
6754	ADAPTER PLATE FOR MINI HANDSFREE AUDIO	86
6812	DESK BASE FOR MAXI MONITOR	20-76
6817	FLUSH-MOUNTED BOX FOR MAXI MONITOR	20-76
6820	S2 & VIP MAXI MONITOR WALL SUPPORT	20-76
6821	WALL-MOUNT SUPPORT FOR MAXI MANAGER/WITH ANDROID	76
31141	1 MODULE FINISHING FRAME FOR ENTRANCE PANEL	93
31142	2 MODULES FINISHING FRAME FOR ENTRANCE PANEL	93
31143	3 MODULES FINISHING FRAME FOR ENTRANCE PANEL	93
31144	2X2 MODULES FINISHING FRAME FOR ENTRANCE PANEL	93
31146	2X3 MODULES FINISHING FRAME FOR ENTRANCE PANEL	93
31149	3X3 MODULES FINISHING FRAME FOR ENTRANCE PANEL	93
1122/A	RELAY 12/24 AC OR DC	140
1172B	LED BULB FOR EXTERNAL UNITS	121
1195/U	TRANSFORMER 115VAC/24VAC 72VA	140
1200UL	TRANSFORMER 15VA USA	140
1205BUL	TRANSFORMER 110V USA	140
1209/4	4 OUTPUT POWER SUPPLY FOR 2-WIRE VIDEO KIT	20
1209/8	8 OUTPUT POWER SUPPLY FOR 2-WIRE VIDEO KIT	20
1212BUL	110V TRANSFORMER	140
1214/2C	VIDEO FILTER FOR S2 SYSTEM	140
1217A	LABEL SHEETS FOR QUADRA W/BUTTONS	127-140
1224A	SIMPLEBUS 1 DOOR DIGITAL SWITCHING DEVICE	140
1249B	PROGRAMMING SOFTWARE	141
1250IA	ACCESSORY FOR MOUNTING IKALL AUDIO UNITS ON SING.-PLATE PAN	141
1250IAL	MOUNT. ACCESS. IKALL AUDIO UNITS/LED 1-PLATE	141
1250IKV	ACCESSORY FOR A/V IKALL GROUP ASSEMBLING	141
1250IV	IKALL BRACKET FOR VIDEO UNITS	141
1250M	ADHESIVE ADAPTOR FOR SINGLE PLATE AUDIO UNIT	141
1250U	AUDIO OR AUDIO/VIDEO UNIT ADAPTER	25-116
1250XA	ADAPTER FOR FITTING AUDIO UNIT ON SING.PLATE PANEL	141
1250XV	ADAPTER FOR FITTING A/V UNIT ON SING.PLATE PANEL	141
1259C	3 WAY SWITCHER FOR REMOTE COLOUR CAMERAS	142
1441B	30W VIP SYSTEM POWER SUPPLY UNIT	143
1445H	VIP SYSTEM REMOTE CAMERA MODULE	143
1446H	VIP SYSTEM PAL OR NTSC VIDEO OUTPUT MODULE	143
1451A	POE POWER SUPPLY UNIT FOR VIP SYSTEM MONITOR	144
1454K	LOCAL PC DOOR ENTRY MONITOR SOFTWARE VIP	144
1456B	MULTI-USER GATEWAY FOR VIP SYSTEM	136
1456B/ME1	1 MASTER LICENSE FOR 1456B, VIP SYSTEM (E-MAIL)	35
1456B/ME10	10 MASTER LICENSES FOR 1456B, VIP SYSTEM (E-MAIL)	35
1456B/ME100	100 MASTER LICENSES FOR 1456B, VIP SYSTEM (E-MAIL)	35
1456B/ME200	200 MASTER LICENSES FOR 1456B, VIP SYSTEM (E-MAIL)	35
1456B/ME50	50 MASTER LICENSES FOR 1456B, VIP SYSTEM (E-MAIL)	35
1456B/MET1	1 ANNUAL REN. MASTER LIC. FOR 1456B (EMAIL)	137
1456B/MET10	10 ANNUAL REN. MASTER LIC. FOR 1456B (EMAIL)	137
1456B/MET100	100 MASTER LIC. ANNUAL RENEWAL FOR 1456B(EMAIL)	137



DOOR-ENTRY MONITORS INDEX - 2 OF 6

1456B/MET50	50 MASTER LIC. ANNUAL RENEWAL FOR 1456B(EMAIL)	137
1456B/SE1	1 SLAVE LICENSE FOR 1456B, VIP SYSTEM (E-MAIL)	137
1456B/SE10	10 SLAVE LICENSES FOR 1456B, VIP SYSTEM (E-MAIL)	137
1456B/SE100	100 SLAVE LICENSES FOR 1456B, VIP SYSTEM (E-MAIL)	137
1456B/SE200	200 SLAVE LICENSES FOR 1456B, VIP SYSTEM (E-MAIL)	137
1456B/SE50	50 SLAVE LICENSES FOR 1456B, VIP SYSTEM (E-MAIL)	137
1456B/TE1	1 PHONE LICENSE FOR 1456B, VIP SYSTEM (E-MAIL)	137
1456B/TE10	10 PHONE LICENSES FOR 1456B, VIP SYSTEM (E-MAIL)	137
1456B/TE100	100 PHONE LICENSES FOR 1456B, VIP SYSTEM (E-MAIL)	137
1456B/TE200	200 PHONE LICENSES FOR 1456B, VIP SYSTEM (E-MAIL)	137
1456B/TE50	50 PHONE LICENSES FOR 1456B, VIP SYSTEM (E-MAIL)	137
1456G	THIRD PARTY HOME AUTOMATION INTERFACE	136
1456S	APARTMENT SLAVE GATEWAY FOR VIP SYSTEM	136
1596B	POWER SUPPLY 33VDC 60W 100-240VAC, PSE CERTIFIED	106-145
1622VC	2 WIRES IKALL AUDIO UNIT FOR REMOTE CAMERA	122
1998NA	AUDIO PORTER SWITCHBOARD. S1	145
1998NV	AUDIO/VIDEO PORTER SWITCHBOARD. S1	145
2703U	2-BUTTON MINI DOOR-ENTRY PHONE, UNIVERSAL	84
2708W/A	SIMPLEBUS1 MINI DOOR ENTRY PHONE WITH HANDSET	84
2712W	2-BUTTON MINI DOOR-ENTRY PHONE, KIT	84
2719W	5-BUTTON MINI DOOR-ENTRY PHONE, S2	84
2738W/A	SIMPLEBUS2 MINI DOOR ENTRY PHONE WITH HANDSET	84
2742W	DESK BASE FOR MINI DOOR-ENTRY PHONE WITH HANDSET	84
2812W	2-BUTTON MINI DOOR-ENTRY PHONE FOR KIT KCA0061	84
3061A	ANALOG BUTTON WITH NAMEPLATE	146
3061M	MASTER BUTTON WITH NAMEPLATE	25-116-146
3061S	SLAVE BUTTON WITH NAMEPLATE	25-116-146
3063D	MODULE W/8 BUTT.IN 2 ROWS+VIP FOR SING.-PLATE PAN	146
3063U	SB1/SB2/VIP 8-BUTTON INTERFACE FOR SINGLE PLATE	120
3064S	4-BUTTON MODULE, VANDALCOM SERIES	120
3070S	DIGITAL CALL MODULE, VANDALCOM SERIES	120
3072S	DIGITAL DIRECTORY MODULE, VANDALCOM SERIES	120
3110/2A	FLUSH-MOUNTED BOX, 2 MODULES, FOR ENTRANCE PANELS	91
3110/3A	FLUSH-MOUNTED BOX, 3 MODULES, FOR ENTRANCE PANELS	91
3110/4A	FLUSH-MOUNTED BOX, 4 MODULES, FOR ENTRANCE PANELS	91
31144L	4 MODULES FINISHING FRAME FOR ENTRANCE PANEL	93
3159/1	VANDALCOM SERIES STAINLESS STEEL SURFACE-MOUNTED HOUSING	119
3159/2	VANDALCOM SERIES STAINLESS STEEL SURFACE-MOUNTED HOUSING	119
3159/3	VANDALCOM SERIES STAINLESS STEEL SURFACE-MOUNTED HOUSING	119
3160/1	FLUSH-MOUNTED BOX FOR VANDALCOM ENTRANCE PANEL	119
3160/2	FLUSH-MOUNTED BOX FOR VANDALCOM ENTRANCE PANEL	119
3160/3	FLUSH-MOUNTED BOX FOR VANDALCOM ENTRANCE PANEL	119
3161/1	VANDALCOM SERIES FRAME. DARK GREY COLOUR	119
3161/1A	VANDALCOM SERIES FRAME. STEEL GREY COLOUR	119
3161/2	VANDALCOM SERIES FRAME. DARK GREY COLOUR	119
3161/2A	VANDALCOM SERIES FRAME. STEEL GREY COLOUR	119
3161/3	VANDALCOM SERIES FRAME. DARK GREY COLOUR	119
3161/3A	VANDALCOM SERIES FRAME. STEEL GREY COLOUR	119
3176S	STEEL BLANK MODULE, VANDALCOM SERIES	121
3179S	MODULE FOR SIMPLEKEY READER, VANDALCOM SERIES	121
3186S	INDICATION/NAMEPLATE MODULE, VANDALCOM SERIES	121
3188SB	VANDALCOM ELECTRONIC KEY	121

3201XVS	1 BUTTON FLUSH 316 ANALOG A/V PANEL VIP	104
3204XAS	316 AUDIO ENT. PAN., 4 BUTTONS. - VIP	104
3205XVS	5 BUTTON FLUSH 316 ANALOG A/V PANEL VIP	104
3206XVS	6 BUTTON FLUSH 316 ANALOG A/V PANEL VIP	104
3262S/0	0-BUTTON MODULE FOR AUDIO UNITS	120
3262S/1	1-BUTTON MODULE FOR AUDIO UNITS	120
3262S/2	2-BUTTONS MODULE FOR AUDIO UNITS	120
3268S/0	0-BUTTON MODULE FOR A/V UNITS	120
3268S/1	1-BUTTON MODULE FOR A/V UNITS	120
3268S/2	2-BUTTON MODULE FOR A/V UNITS	120
3451AS	STAINLESS STEEL S2 DIG. 316 SENSE AUDIO ENT.PAN.	151
3452HD	316 SERIES SENSE HD A/V ENTRANCE PANEL, VIP.	104
3453S/A	STAINLESS STEEL 316 TOUCH A/V ENTRANCE PANEL, SB2	104
3454HD/A	STAINLESS STEEL 316 TOUCH A/V ENTRANCE PANEL, VIP	104-151
3460/6	FLUSH-MOUNT BOX FOR 3ONE6 TOUCH-SENSE & 5-6 B. ENTRANCE PANELS	106
3460EA	AUDIO ENTRANCE PANEL FOR EMERGENCY CALLS. VIP SYSTEM	130
3460HA	AUDIO HELP POINT PUSHBUTTON PANEL. VIP SYSTEM	130
3460HEV	VIDEO ENT. PANEL FOR EMERGENCY CALLS. VIP SYSTEM	130
3460HHV	VIDEO HELP POINT ENTRANCE PANEL. VIP SYSTEM H264	130
3462/6	WALL HOUSING FOR 3ONE6 ANALOG, TOUCH, SENSE	106
3527B	DARK GRAPHITE COVER FOR VISTO EXTERNAL UNIT	29-133
3527S	SILVER MIST COVER FOR VISTO EXTERNAL UNIT	29-133
3639/1	COLUMN FOR 1-MODULE ENTRANCE PANEL, HEIGHT 170CM	93
3639/2	COLUMN FOR 2-MODULES ENTRANCE PANEL, HEIGHT 170CM	93
3639/3	COLUMN FOR 3-MODULES ENTRANCE PANEL, HEIGHT 170CM	93
3640/1	COLUMN FOR 1-MODULE ENTRANCE PANEL, HEIGHT 117CM	93
3640/2	COLUMN FOR 2-MODULES ENTRANCE PANEL, HEIGHT 117CM	93
3640/3	COLUMN FOR 3-MODULES ENTRANCE PANEL, HEIGHT 117CM	93
3649/1	45° INCLINATION HOUSING 1 MODULE ENTRANCE PANEL	93
3649/2	45° INCLINATION HOUSING 2 MODULES ENTRANCE PANEL	93
3649/3	45° INCLINATION HOUSING 3 MODULES ENTRANCE PANEL	93
4577/100	SIMPLEBUS2 SYSTEM COMELIT CABLE 2X1 MM2 - TOP (100 M)	146
4577/500	SIMPLEBUS2 SYSTEM COMELIT CABLE 2X1 MM2 - TOP (500 M)	146
4680C	2 WIRES AUDIO/VIDEO UNIT	123
4681/4	A/V UNIT FOR MAX. 4 USERS. S2	123
4682HD	HD AUDIO/VIDEO UNIT IP (VIP)	123
4791A	ADAPTER PLATE FOR EXTRA-CIAO-QUADRA	27-127-129
4793C	CORTEN FACEPLATE FOR QUADRA ENTRANCE PANEL	127
4793MA	ALUMINIUM FACEPLATE FOR QUADRA W/BUTTONS	127
4793MB	BLACK FACEPLATE FOR QUADRA W/BUTTONS	127
4793MC	CORTEN FACEPLATE FOR QUADRA W/BUTTONS	127
4833C	S2 VIDEO AMPLIFIER	146
4834/9	LINE CONCENTRATOR FOR SIMPLEBUS VIDEO SYSTEMS	146
4888CU	SIMPLEBUS 2 COLOUR MIXER FOR USA	146
4893M	QUADRA ENTRANCE PANEL W/ BUTTONS. 2 WIRES	126
4899M	QUADRA ENTRANCE PANEL BUTTONS. VIP	126
4899MK	QUADRA EXTERNAL UNIT BUTTONS, FOR VIP KIT	126
6117/U	FLUSH-MOUNTED BOX PLANUX SMART ICONA MONITORS. USA MARKET	78
6203B	EASYCOM INTERCOM HF, BLACK. VIP	88
6203W	EASYCOM INTERCOM HF, WHITE. VIP	88
6601W	ICONA MONITOR, S2	78
6602B	ICONA MONITOR, S2. BLACK	78



DOOR-ENTRY MONITORS INDEX - 3 OF 6

6602W	ICONA MONITOR, VIP	78
6602WK	ICONA MONITOR, VIP KIT H264	78
6612A	DESK BASE FOR ICONA MONITOR	78
6701W	SIMPLEBUS2 MINI DOOR ENTRY MONITOR WITH HANDSET	80
6702W	MINI BM WHITE MONITOR, VIP	80
6711W	ADAPTER PLAQUE FOR MINI MONITOR W/ HANDSET. WHITE.	80
6711WV	ADAPTER PLATE FOR MINI HANDSFREE	37-82
6712A	DESK BASE FOR MINI S2 MONITOR WITH HANDSET	80
6712V	DESK BASE FOR MINI MONITOR WITH HANDSET. VIP	80
6721W	SIMPLEBUS2 MINI HANDSFREE DOOR ENTRY MONITOR	82
6722W	MINI HANDSFREE BM MONITOR, VIP	35-82
6732A	DESK BASE FOR HANDSFREE MINI MONITOR. SBTOP	20-25-82
6732V	DESK BASE FOR HANDSFREE MINI MONITOR. VIP	35-37-82
6734W	ADD. BUTTONS KIT HANDS-FREE MINI MONITOR, WHITE	25-82
6735W	ADD.BUTT. KIT FOR MINI MONITOR W/HANDSET, VIP	80
6741W	SB2 MINI HANDSFREE WI-FI DOOR ENTRY MONITOR	82
6742W	MINI HANDSFREE BM WIFI MONITOR, VIP	37-82
6750W	HANDS-FREE BM MINI DOOR-ENTRY PHONE. S2	36
6751W	HANDS-FREE MINI DOOR-ENTRY PHONE. S2 (140)	86
6801W	2 WIRES MAXI DOOR ENTRY MONITOR	76
6802B	7-INCH MAXI MONITOR, VIP. BLACK	76
6802W	7-INCH MAXI MONITOR, VIP	76
6813W	7" MAXI MONITOR WITH ANDROID, WHITE. VIP	76
6842W	7-INCH MAXI WIFI MONITOR, VIP	76
APP_COMELIT	APP FOR COMELIT SYSTEMS	10
APP_COMELIT VISTO	APP FOR VISTO SERIES SYSTEMS	30
CA9210	2 DOUBLE-HEIGHT BUTTONS FOR CIAO ENTRANCE PANEL	27-129
CA9211	4 SINGLE BUTTONS FOR CIAO ENTRANCE PANEL	27-129
CA9212	4 DOUBLE BUTTONS FOR CIAO ENTRANCE PANEL	27-129
CA9213	1 LARGE BUTTON FOR CIAO ENTRANCE PANEL	27-129
CXBV	BNC/S TO VGA CONVERTER	147
CXHDMI	CAT5 SINGLE HDMI	147
EX-7000H	COLOUR HANDS-FREE MINI MONITOR, S2	82
EX-7000HW	MINI HANDSFREE WI-FI MONITOR. S2	82
EX-9000H	7" MAXI MONITOR. S2 SYSTEM	76
EX-DSME	2-WIRE QUADRA EXTERNAL UNIT	126
EZ-316MUG	ADVANCED ENTRANCE PANEL BUNDLE	67
HFX-7000M	SINGLE-FAMILY KIT W/ QUADRA AND MINI HANDS-FREE SB	18-19
HFX-7000MW	QUADRA KIT AND MINI HF WI-FI. S2	18-19
HFX-7004M	KIT W/4 USERS W/MEC. QUADRA AND MINI HF, 2 WIRES	19
HFX-9000M	SINGLE-FAMILY KIT WITH QUADRA AND MAXI. SB SYSTEM	18-19
IX0101	SWITCH FRONT PLATE WITH 1 BUTTON	109
IX0101CO	SWITCH FRONT PLATE, 1 BUTTONS+HOLE 40X40MM	109
IX0101KP	SWITCH FACEPLATE, 1 BUT. + ELECTRONIC KEY	109
IX0102	SWITCH FRONT PLATE WITH 2 BUTTONS	109-152
IX0102CO	SWITCH FRONT PLATE, 2 BUTTONS+HOLE 40X40MM	109
IX0102KP	SWITCH FRONT PLATE, 2 BUTTONS+ELECTRONIC KEY	109
IX0103	SWITCH FRONT PLATE WITH 3 BUTTONS	109-152
IX0103CO	SWITCH FRONT PLATE, 3 BUTTONS+HOLE 40X40MM	109
IX0103KP	SWITCH FRONT PLATE, 3 BUTTONS+ELECTRONIC KEY	109
IX0104	SWITCH FRONT PLATE WITH 4 BUTTONS	109-152

IX0104CO	SWITCH FRONT PLATE, 4 BUTTONS+HOLE 40X40MM	109
IX0104KP	SWITCH FRONT PLATE, 4 BUTTONS+ELECTRONIC KEY	109
IX0105	SWITCH FRONT PLATE WITH 5 BUTTONS	109-152
IX0106	SWITCH FRONT PLATE WITH 6 BUTTONS	109-152
IX0107	SWITCH FRONT PLATE WITH 7 BUTTONS	109-152
IX0108	SWITCH FRONT PLATE WITH 8 BUTTONS	109-152
IX0109	SWITCH FRONT PLATE WITH 9 BUTTONS	109-152
IX0110	SWITCH FRONT PLATE WITH 10 BUTTONS	109-152
IX0111	SWITCH FRONT PLATE WITH 11 BUTTONS	109-152
IX0112	SWITCH FRONT PLATE WITH 12 BUTTONS	109-152
IX0214	SWITCH FRONT PLATE WITH 14 BUTTONS - 2 COLUMNS	109-152
IX0216	SWITCH FRONT PLATE WITH 16 BUTTONS - 2 COLUMNS	109-152
IX0218	SWITCH FRONT PLATE WITH 18 BUTTONS - 2 COLUMNS	109-152
IX0220	SWITCH FRONT PLATE WITH 20 BUTTONS - 2 COLUMNS	109-152
IX0222	SWITCH FRONT PLATE WITH 22 BUTTONS	109-152
IX0224	SWITCH FRONT PLATE WITH 24 BUTTONS - 2 COLUMNS	109-152
IX0226	SWITCH FRONT PLATE WITH 26 BUTTONS - 2 COLUMNS	109-152
IX0324	SWITCH FRONT PLATE WITH 24 BUTTONS - 3 COLUMNS	109-152
IX0327	SWITCH FRONT PLATE WITH 27 BUTTONS - 3 COLUMNS	109-152
IX0330	SWITCH FRONT PLATE WITH 30 BUTTONS - 3 COLUMNS	109-152
IX0333	SWITCH FRONT PLATE WITH 33 BUTTONS - 3 COLUMNS	109-152
IX0336	SWITCH FRONT PLATE WITH 36 BUTTONS - 3 COLUMNS	109-152
IX0339	SWITCH FRONT PLATE WITH 39 BUTTONS - 3 COLUMNS	109-152
IX0440	SWITCH FRONT PLATE WITH 40 BUTTONS - 4 COLUMNS	109-152
IX0444	SWITCH FRONT PLATE WITH 44 BUTTONS - 4 COLUMNS	109-152
IX0448	SWITCH FRONT PLATE WITH 48 BUTTONS - 4 COLUMNS	109-152
IX0452	SWITCH FRONT PLATE WITH 52 BUTTONS - 4 COLUMNS	109-152
IX0555	SWITCH FRONT PLATE WITH 55 BUTTONS - 5 COLUMNS	109-152
IX0560	SWITCH FRONT PLATE WITH 60 BUTTONS - 5 COLUMNS	109-152
IX0565	SWITCH FRONT PLATE WITH 65 BUTTONS - 5 COLUMNS	109-152
IX0570	SWITCH FRONT PLATE WITH 70 BUTTONS - 5 COLUMNS	109-152
IX0575	SWITCH FRONT PLATE WITH 75 BUTTONS - 5 COLUMNS	109-152
IX0580	SWITCH FRONT PLATE WITH 80 BUTTONS - 5 COLUMNS	109-152
IX9100	BLANK FRONT PLATE W/ BUTTONS IN 1 COLUMN	113
IX9101	ELECTRONIC KEY FRONT PLATE - 1 COLUMN	113
IX9102	SIMPLEKEY FACILITY FRONT PLATE - 1 COLUMN	113-150-152
IX9103	VIGIK FACILITY FRONT PLATE - 1 COLUMN	114
IX9104	MAGNETIC INDUCTION FRONT PLATE - 1 COLUMN	114
IX9150	FLUSH-MOUNTED BOX FOR FRONT PLATE W/ 1-2-3-4 BUTTONS	110
IX9151	FLUSH-MOUNTED BOX FOR FRONT PLATE W/ 5-6-7-8 BUTTONS	110
IX9152	FLUSH-MOUNTED BOX FOR FRONT PLATE W/ 9-10-11-12 BUTTONS	110
IX9153	FLUSH-MOUNTED BOX FOR FRONT PLATE W/ 12-14-16-18 BUTTONS	110
IX9154	FLUSH-MOUNTED BOX FOR FRONT PLATE W/ 20-22-24-26 BUTTONS	110
IX9155	FLUSH-MOUNTED BOX FOR FRONT PLATE W/ 24-27-30-33 BUTTONS	110
IX9156	FLUSH-MOUNTED BOX FOR FRONT PLATE W/ACCESS. 1 COLUMN	115
IX9157	FLUSH-MOUNTED BOX FOR FRONT PLATE W/ACCESS. 2 COLUMNS	115
IX9158	FLUSH-MOUNTED BOX FOR FRONT PLATE W/ACCESS. 3 COLUMNS	115
IX9160	HOUSING FOR FRONT PLATE W/ 1-2-3-4 BUTTONS	111
IX9160A	HOUSING FOR FRONT PLATE W/ 1-2-3-4 BUTTONS + ACC	115
IX9161	HOUSING FOR FRONT PLATE W/ 5-6-7-8 BUTTONS	111



DOOR-ENTRY MONITORS INDEX - 4 OF 6

IX9161A	HOUSING FOR FRONT PLATE W/ 5-6-7-8 BUTTONS + ACC	115
IX9162	HOUSING FOR FRONT PLATE W/ 9-10-11-12 BUTTONS	111
IX9162A	HOUSING FOR FRONT PLATE W/ 9-10-11-12 BUTTONS +ACC	115
IX9163	HOUSING FOR FRONT PLATE W/ 12-14-16-18 BUTTONS	111
IX9163A	HOUSING FOR FRONT PLATE W/ 12-14-16-18 BUTTONS+ACC	115
IX9164	HOUSING FOR FRONT PLATE W/ 20-22-24-26 BUTTONS	111
IX9164A	HOUSING FOR FRONT PLATE W/ 20-22-24-26 BUTTONS+ACC	115
IX9165	HOUSING FOR FRONT PLATE W/ 24-27-30-33 BUTTONS	111
IX9165A	HOUSING FOR FRONT PLATE W/ 24-27-30-33 BUTTONS+ACC	115
IX9170	SURFACE-MNT + PLASTERBOARD FRONT. HOUSING 1-2-3-4	111
IX9171	SURFACE-MNT + PLASTERBOARD FRONT. HOUSING 5-6-7-8	111
IX9172	SURF-MNT + PLASTERBOARD FRONT. HOUSING 9-10-11-12	111
IX9173	SURF-MNT + PLASTERBOARD FRONT. HOUSING 12-14-16-18	111
IX9174	SURF-MNT + PLASTERBOARD FRONT. HOUSING 20-22-24-26	111
IX9175	SURF-MNT + PLASTERBOARD FRONT. HOUSING 24-27-30-33	111
IX9176	WALL HOUSING FOR FRONT PANEL W/36-39 BUTTONS	112
IX9177	WALL HOUSING FOR FRONT PANELS W/40-44-48-52 BUTT.	112
IX9178	WALL HOUSING FOR FRONT PANELS W/55-60-65 BUTTONS	112
IX9179	WALL HOUSING FOR FRONT PANELS W/70-75-80 BUTTONS	112
IX9180	FLUSH-MOUNTED BOX FOR FRONT PANEL W/ 36-39	110
IX9181	FLUSH-MOUNTED BOX FOR FRONT PANEL W/ 40-44-48-52	110
IX9182	FLUSH-MOUNTED BOX FOR FRONT PANEL W/ 55-60-65	110
IX9183	FLUSH-MOUNTED BOX FOR FRONT PANEL W/ 70-75-80	110
IX9184	FLUSH-MOUNT BOX FOR FRONT PANEL ACCESS., 4 COLUMNS	115
IX9185	FLUSH-MOUNT BOX FOR FRONT PANEL ACCESS., 5 COLUMNS	115
IX9200	BLANK FRONT PLATE W/ BUTTONS IN 2 COLUMNS	113
IX9201	ELECTRONIC KEY FRONT PLATE - 2 COLUMNS	113
IX9202	SIMPLEKEY FACILITY FRONT PLATE - 2 COLUMNS	113-150-152
IX9203	VIGIK FACILITY FRONT PLATE - 2 COLUMNS	114
IX9204	MAGNETIC INDUCTION FRONT PLATE - 2 COLUMNS	114
IX9300	BLANK FRONT PLATE W/ BUTTONS IN 3 COLUMNS	113
IX9301	ELECTRONIC KEY FRONT PLATE - 3 COLUMNS	113
IX9302	SIMPLEKEY FACILITY FRONT PLATE - 3 COLUMNS	113-150-152
IX9303	VIGIK FACILITY FRONT PLATE - 3 COLUMNS	114
IX9304	MAGNETIC INDUCTION FRONT PLATE - 3 COLUMNS	114
IX9400	BLANK FRONT PANEL - 4 COLUMNS	113
IX9402	FRONT PANEL DESIGNED FOR SIMPLEKEY - 4 COLUMNS	113-150-152
IX9404	MAGNETIC INDUCTION FRONT PLATE - 4 COLUMNS	114
IX9500	BLANK FRONT PANEL - 5 COLUMNS	113
IX9502	FRONT PANEL DESIGNED FOR SIMPLEKEY - 5 COLUMNS	113-150-152
IX9504	MAGNETIC INDUCTION FRONT PANEL - 5 COLUMNS	114
KCA2061A	CIAO KIT AND 2-WIRE MINI WITH HANDSET	26
KCA2071A	CIAO KIT AND SIMPLEBUS 2 MINI HANDS-FREE	26
KVU8508	SURF.-MNT SING.-FAM. ULTRA KIT, VIP MINI SLAVE GW	32
PTT-VF	POSTAL LOCK FLUSH MOUNT MODULE FOR VANDALCOM ENTRANCE PANEL	123
PTT-VS	POSTAL LOCK SURFACE MOUNT MODULE FOR VANDALCOM ENTRANCE PANEL	123
QA9210	2 DOUBLE-HEIGHT BUTTONS FOR QUADRA ENTRANCE PANEL	127
QA9211	4 SINGLE BUTTONS FOR QUADRA ENTRANCE PANEL	127
QA9213	1 LARGE BUTTON FOR QUADRA ENTRANCE PANEL	127
SK9000I	SIMPLEKEY BASIC MANAGEMENT DEVICE FOR IKALL	147-148
SK9000U	ULTRA SIMPLEKEY BASIC MODULE	98-148

SK9000UB	ULTRA SIMPLEKEY BASE MODULE, BLACK	98-148
SK9000UW	ULTRA SIMPLEKEY BASIC MODULE, WHITE	98-148
SK9001I	SIMPLEKEY ADVANCED READER IKALL	147-148
SK9001U	ULTRA SIMPLEKEY ADVANCED MODULE	148
SK9001UB	ULTRA SIMPLEKEY ADVANCED MODULE, BLACK	148
SK9001UW	ULTRA SIMPLEKEY ADVANCED MODULE, WHITE	148
SK9011/A	SIMPLEKEY ADVANCED - RADIO MODULE 868 MHZ	154
SK9014	REMOTE ANTENNA FOR 868 MHZ RECEIVER	154
SK9015	SIMPLEKEY ADAPTER WITH POWER SUPPLY UNIT 1210	149
SK9020	ONE ENTRANCE MANAGING CENTRAL UNIT - ADVANCED SIMPLEKEY	149
SK9031	INTERNAL WALL-MOUNTED READER	149
SK9032	INTERNAL FLUSH-MOUNTED READER	149
SK9040	SURFACE MOUNTED VANDAL RESISTANT HOUSING	149
SK9050B/A	STANDARD BLUE KEY FOB CARD	153
SK9050G/A	STANDARD GREEN KEY FOB CARD	153
SK9050GB/A	STANDARD GREY-BLUE KEY FOB CARD	153
SK9050GG/A	STANDARD GREY-GREEN KEY FOB CARD	153
SK9050GO/A	STANDARD GREY-ORANGE KEY FOB CARD	153
SK9050GR/A	STANDARD GREY-RED KEY FOB CARD	153
SK9050GY/A	STANDARD GREY-YELLOW KEY FOB CARD	153
SK9050O/A	STANDARD ORANGE KEY FOB CARD	153
SK9050R/A	STANDARD RED KEY FOB CARD	153
SK9050Y/A	STANDARD YELLOW KEY FOB CARD	153
SK9051/A	GREY KEY FOB 'PASS' CARD	153
SK9052	USER CARD - CREDIT CARD SIZE, WHITE	149
SK9062B/A	868 MHZ TRANSMITTER + PROXIMITY READER, COLOUR BLUE 4 BUTTON	154
SK9062Y/A	868 MHZ TRANSMITTER + PROXIMITY READER, COLOUR YELLOW 4 BUTT	154
SK9071	VIP SYSTEM LIFT COMMAND INTERFACE	147-155
SK9073	RS485-USB MODULE FOR NETWORK CONNECTION	155
SK9091	SIMPLE KEY ADVANCED SOFTWARE + USB ENCODER	154
SK9093	SIMPLEKEY BASIC - SOFTWARE + SERIAL CABLE	154
SKR	ELECTRONIC KEYPAD, 100 CODES, INTEGRATED READER, 500 BADGES	148
UT1010	ULTRA SIMPLEBUS1 AUDIO MODULE	93
UT1010B	ULTRA AUDIO MODULE, BLACK, SIMPLEBUS1	93
UT1010VC	ULTRA SIMPLEBUS1 AUDIO MODULE FOR REMOTE CAMERA	95
UT1010VCB	ULTRA AUDIO REMOTE CAMERA MODULE, BLACK, SB1	95
UT1010VCW	ULTRA REMOTE CAMERA AUDIO MODULE, WHITE, SB1	95
UT1010W	ULTRA AUDIO MODULE, WHITE, SIMPLEBUS1	93
UT1020	ULTRA SIMPLEBUS1 AUDIO/VIDEO MODULE	95
UT1020B	ULTRA AUDIO/VIDEO MODULE, BLACK, SIMPLEBUS1	95
UT1020W	ULTRA AUDIO/VIDEO MODULE, WHITE, SIMPLEBUS1	95
UT1090	ULTRA SB1 VIDEO+TOUCH COMPLETE ENTRANCE PANEL	94
UT1090B	VIDEO+TOUCH ENT.PAN. COMPLETE ULTRA BLACK SB1	94
UT1090S	WALL-MNT COMPLETE VIDEO+TOUCH ULTRA ENT.PAN., SB1	94
UT1090W	VIDEO+TOUCH ENT.PAN. COMPLETE ULTRA WHITE SB1	94
UT2010	ULTRA SIMPLEBUS2 AUDIO MODULE	94
UT2010B	ULTRA AUDIO MODULE, BLACK, SIMPLEBUS2	94
UT2010VC	ULTRA SIMPLEBUS2 AUDIO MODULE FOR REMOTE CAMERA	95
UT2010VCB	ULTRA AUDIO REMOTE CAMERA MODULE, BLACK, SB2	95
UT2010VCW	ULTRA REMOTE CAMERA AUDIO MODULE, WHITE, SB2	95
UT2010W	ULTRA AUDIO MODULE, WHITE, SIMPLEBUS2	94



DOOR-ENTRY MONITORS INDEX - 5 OF 6

UT2020	ULTRA SIMPLEBUS2 AUDIO/VIDEO MODULE	96
UT2020/4	SB2 ULTRA AUDIO/VIDEO MODULE, 4 USERS	96
UT2020B	ULTRA AUDIO/VIDEO MODULE, BLACK, SIMPLEBUS2	96
UT2020W	ULTRA AUDIO/VIDEO MODULE, WHITE, SIMPLEBUS2	96
UT2090	ULTRA SB2 VIDEO+TOUCH COMPLETE ENTRANCE PANEL	95
UT2090B	VIDEO+TOUCH ENT.PAN. COMPLETE ULTRA BLACK SB2	95
UT2090S	WALL-MNT COMPLETE VIDEO+TOUCH ULTRA ENT.PAN., SB2	96
UT2090W	VIDEO+TOUCH ENT.PAN. COMPLETE ULTRA WHITE SB2	95
UT8010	IP (VIP) ULTRA AUDIO MODULE	94
UT8010B	ULTRA AUDIO MODULE, BLACK, IP (VIP)	94
UT8010W	ULTRA IP AUDIO MODULE (ViP), WHITE	94
UT8020	IP (VIP) ULTRA AUDIO/VIDEO MODULE	35
UT8020B	ULTRA AUDIO/VIDEO MODULE, BLACK, IP (VIP)	97
UT8020W	ULTRA IP AUDIO/VIDEO MODULE (ViP), WHITE	97
UT8090	ULTRA VIP VIDEO+TOUCH COMPLETE ENTRANCE PANEL	96
UT8090S	WALL-MNT COMPLETE VIDEO+TOUCH ULTRA ENT.PAN., VIP	96
UT9141	ULTRA ADAPTER PLATE FOR 1-MODULE BOXES	93
UT9142	ULTRA ADAPTER PLATE FOR 2-MODULE BOXES	93
UT9143	ULTRA ADAPTER PLATE FOR 3-MODULE BOXES	93
UT9144	ULTRA ADAPTER PLATE FOR 4-MODULE BOXES	93
UT9161	FLUSH-MOUNTING FRAME FOR 1 ULTRA MODULE	91
UT9161B	FLUSH-MOUNTED FRAME, 1 ULTRA MODULE, BLACK	91
UT9161W	FLUSH-MOUNTING FRAME FOR 1 ULTRA MODULE, WHITE	91
UT9162	FLUSH-MOUNTING FRAME FOR 2 ULTRA MODULES	91
UT9162B	FLUSH-MOUNTED FRAME, 2 ULTRA MODULES, BLACK	91
UT9162W	FLUSH-MOUNTING FRAME FOR 2 ULTRA MODULES, WHITE	91
UT9163	FLUSH-MOUNTING FRAME FOR 3 ULTRA MODULES	91
UT9163B	FLUSH-MOUNTED FRAME, 3 ULTRA MODULES, BLACK	91
UT9163W	FLUSH-MOUNTING FRAME FOR 3 ULTRA MODULES, WHITE	91
UT9164	FLUSH-MOUNTING FRAME FOR 4 ULTRA MODULES	91
UT9164B	FLUSH-MOUNTED FRAME, 4 ULTRA MODULES, BLACK	91
UT9164W	FLUSH-MOUNTING FRAME FOR 4 ULTRA MODULES, WHITE	91
UT9171	WALL HOUSING FOR 1 ULTRA MODULE	92
UT9171B	SURFACE-MOUNTED HOUSING, 1 ULTRA MODULE, BLACK	92
UT9171W	SURFACE-MOUNT WALL HOUSING - 1 ULTRA MODULE, WHITE	92
UT9172	WALL HOUSING FOR 2 ULTRA MODULES	35-92
UT9172B	SURFACE-MOUNTED HOUSING, 2 ULTRA MODULES, BLACK	92
UT9172W	SURFACE-MNT WALL HOUSING - 2 ULTRA MODULES, WHITE	92
UT9173	WALL HOUSING FOR 3 ULTRA MODULES	92
UT9173B	SURFACE-MOUNTED HOUSING, 3 ULTRA MODULES, BLACK	92
UT9173W	SURFACE-MNT WALL HOUSING - 3 ULTRA MODULES, WHITE	92
UT9174	WALL HOUSING FOR 4 ULTRA MODULES	92
UT9174B	SURFACE-MOUNTED HOUSING, 4 ULTRA MODULES, BLACK	92
UT9174H	WALL HOUSING 2X2 ULTRA MODULES	92
UT9174W	SURFACE-MNT WALL HOUSING - 4 ULTRA MODULES, WHITE	92
UT9176	WALL HOUSING FOR 6 ULTRA MODULES	92
UT9178	WALL HOUSING FOR 8 ULTRA MODULES	92
UT9179	WALL HOUSING FOR 9 ULTRA MODULES	92
UT9181	FLUSH-MOUNT RAIN SHIELD FOR 1 ULTRA MODULE	92
UT9181B	RAIN SHIELD, FLUSH-MNT. FRAME, 1 ULTRA MOD., BLACK	92
UT9181W	FLUSH-MOUNTED RAIN SHIELD - 1 ULTRA MODULE, WHITE	92



UT9182	FLUSH-MOUNT RAIN SHIELD FOR 2 ULTRA MODULES	92
UT9182B	RAIN SHIELD, FLUSH-MNT. FRAME, 2 ULTRA MOD., BLACK	92
UT9182W	FLUSH-MOUNTED RAIN SHIELD - 2 ULTRA MODULES, WHITE	92
UT9183	FLUSH-MOUNT RAIN SHIELD FOR 3 ULTRA MODULES	92
UT9183B	RAIN SHIELD, FLUSH-MNT. FRAME, 3 ULTRA MOD., BLACK	92
UT9183W	FLUSH-MOUNTED RAIN SHIELD - 3 ULTRA MODULES, WHITE	92
UT9184	FLUSH-MOUNT RAIN SHIELD FOR 4 ULTRA MODULES	92
UT9184B	RAIN SHIELD, FLUSH-MNT. FRAME, 4 ULTRA MOD., BLACK	92
UT9184H	RAIN SHIELD FOR FLUSH HOUSING, 2X2 ULTRA MODULES	92
UT9184W	FLUSH-MOUNTED RAIN SHIELD - 4 ULTRA MODULES, WHITE	92
UT9186	FLUSH-MOUNT RAIN SHIELD FOR 6 ULTRA MODULES	92
UT9188	FLUSH-MOUNT RAIN SHIELD FOR 8 ULTRA MODULES	92
UT9189	FLUSH-MOUNT RAIN SHIELD FOR 9 ULTRA MODULES	92
UT9191	SURFACE-MOUNT RAIN SHIELD FOR 1 ULTRA MODULE	92
UT9191B	RAIN SHIELD, SURF.-MNT. FRAME, 1 ULTRA MOD., BLACK	92
UT9191W	SURFACE-MNT RAIN SHIELD - 1 ULTRA MODULE, WHITE	92
UT9192	SURFACE-MOUNT RAIN SHIELD FOR 2 ULTRA MODULE	92
UT9192B	RAIN SHIELD, SURF.-MNT. FRAME, 2 ULTRA MOD., BLACK	92
UT9192W	SURFACE-MNT RAIN SHIELD - 2 ULTRA MODULES, WHITE	92
UT9193	SURFACE-MOUNT RAIN SHIELD FOR 3 ULTRA MODULE	92
UT9193B	RAIN SHIELD, SURF.-MNT. FRAME, 3 ULTRA MOD., BLACK	92
UT9193W	SURFACE-MNT RAIN SHIELD - 3 ULTRA MODULES, WHITE	92
UT9194	SURFACE-MOUNT RAIN SHIELD FOR 4 ULTRA MODULE	92
UT9194B	RAIN SHIELD, SURF.-MNT. FRAME, 4 ULTRA MOD., BLACK	92
UT9194H	RAIN SHIELD FOR WALL-MOUNT.HOUSING, 2X2 ULTRA MOD.	92
UT9194W	SURFACE-MNT RAIN SHIELD - 4 ULTRA MODULES, WHITE	92
UT9196	SURFACE-MOUNT RAIN SHIELD FOR 6 ULTRA MODULES	92
UT9198	SURFACE-MOUNT RAIN SHIELD FOR 8 ULTRA MODULES	92
UT9199	SURFACE-MOUNT RAIN SHIELD FOR 9 ULTRA MODULES	92
UT9200	ULTRA CALL BUTTON MODULE	97
UT9211	SINGLE ULTRA BUTTON	99
UT9211FM	SINGLE FULL METAL ULTRA BUTTON	99
UT9211FM/BE	FULL METAL SINGLE BUTTON, ULTRA BELL	100
UT9211FM/CO	ULTRA FULL METAL SINGLE BUTTON - CONCIERGE	100
UT9211FM/LM	SINGLE FULL METAL ULTRA LIGHT-ME BUTTON	99
UT9211FM/Q	ULTRA FULL METAL SINGLE BUTTON - QR CODE	100
UT9211FM/S	ULTRA FULL METAL SINGLE BUTTON - SECURITY	100
UT9211M	SINGLE METAL ULTRA BUTTON	99
UT9211MB	ULTRA SINGLE METAL BUTTON, BLACK	99
UT9211MW	METAL SINGLE ULTRA BUTTON, WHITE	99
UT9212	DOUBLE ULTRA BUTTON	99
UT9212FM	DOUBLE FULL METAL ULTRA BUTTON	99
UT9212FM/10PAB	DOUBLE FULL METAL ULTRA BUTTON FLOOR 10A-B	101
UT9212FM/10PCD	DOUBLE FULL METAL ULTRA BUTTON FLOOR 10C-D	101
UT9212FM/1112	DOUBLE FULL METAL ULTRA BUTTON 11-12	101
UT9212FM/11PAB	DOUBLE FULL METAL ULTRA BUTTON FLOOR 11A-B	101
UT9212FM/11PCD	DOUBLE FULL METAL ULTRA BUTTON FLOOR 11C-D	101
UT9212FM/12	DOUBLE FULL METAL ULTRA BUTTON 1-2	101
UT9212FM/12PAB	DOUBLE FULL METAL ULTRA BUTTON FLOOR 12A-B	101
UT9212FM/12PCD	DOUBLE FULL METAL ULTRA BUTTON FLOOR 12C-D	101
UT9212FM/1314	DOUBLE FULL METAL ULTRA BUTTON 13-14	101



DOOR-ENTRY MONITORS INDEX - 6 OF 6

UT9212FM/1718	DOUBLE FULL METAL ULTRA BUTTON 17-18	101
UT9212FM/1920	DOUBLE FULL METAL ULTRA BUTTON 19-20	101
UT9212FM/1PAB	DOUBLE FULL METAL ULTRA BUTTON FLOOR 1 A-B	101
UT9212FM/1PCD	DOUBLE FULL METAL ULTRA BUTTON FLOOR 1 C-D	101
UT9212FM/2122	DOUBLE FULL METAL ULTRA BUTTON 21-22	101
UT9212FM/2324	DOUBLE FULL METAL ULTRA BUTTON 23-24	101
UT9212FM/2526	DOUBLE FULL METAL ULTRA BUTTON 25-26	101
UT9212FM/2728	DOUBLE FULL METAL ULTRA BUTTON 27-28	101
UT9212FM/2930	DOUBLE FULL METAL ULTRA BUTTON 29-30	101
UT9212FM/2PAB	DOUBLE FULL METAL ULTRA BUTTON FLOOR 2 A-B	101
UT9212FM/2PCD	DOUBLE FULL METAL ULTRA BUTTON FLOOR 2 C-D	101
UT9212FM/3132	DOUBLE FULL METAL ULTRA BUTTON 31-32	101
UT9212FM/34	DOUBLE FULL METAL ULTRA BUTTON 3-4	101
UT9212FM/3PAB	DOUBLE FULL METAL ULTRA BUTTON FLOOR 3 A-B	101
UT9212FM/3PCD	DOUBLE FULL METAL ULTRA BUTTON FLOOR 3 C-D	101
UT9212FM/4PAB	DOUBLE FULL METAL ULTRA BUTTON FLOOR 4 A-B	101
UT9212FM/4PCD	DOUBLE FULL METAL ULTRA BUTTON FLOOR 4 C-D	101
UT9212FM/56	DOUBLE FULL METAL ULTRA BUTTON 5-6	101
UT9212FM/5PAB	DOUBLE FULL METAL ULTRA BUTTON FLOOR 5 A-B	101
UT9212FM/5PCD	DOUBLE FULL METAL ULTRA BUTTON FLOOR 5 C-D	101
UT9212FM/6PAB	DOUBLE FULL METAL ULTRA BUTTON FLOOR 6 A-B	101
UT9212FM/6PCD	DOUBLE FULL METAL ULTRA BUTTON FLOOR 6 C-D	101
UT9212FM/78	DOUBLE FULL METAL ULTRA BUTTON 7-8	101
UT9212FM/7PAB	DOUBLE FULL METAL ULTRA BUTTON FLOOR 7 A-B	101
UT9212FM/7PCD	DOUBLE FULL METAL ULTRA BUTTON FLOOR 7 C-D	101
UT9212FM/8PAB	DOUBLE FULL METAL ULTRA BUTTON FLOOR 8 A-B	101
UT9212FM/8PCD	DOUBLE FULL METAL ULTRA BUTTON FLOOR 8 C-D	101
UT9212FM/910	DOUBLE FULL METAL ULTRA BUTTON 9-10	101
UT9212FM/9PAB	DOUBLE FULL METAL ULTRA BUTTON FLOOR 9 A-B	101
UT9212FM/9PCD	DOUBLE FULL METAL ULTRA BUTTON FLOOR 9 C-D	101
UT9212FM/GQ	DOUBLE FULL METAL GUARDHOUSE BUTTON, ULTRA QR CODE	100
UT9212M	DOUBLE METAL ULTRA BUTTON	99
UT9212MB	ULTRA DUAL METAL BUTTON, BLACK	99
UT9212MW	METAL DOUBLE ULTRA BUTTON, WHITE	99
UT9221	PLASTIC ULTRA CAP	99
UT9221M	FULL METAL ULTRA CAP	99
UT9221MB	ULTRA FULL METAL CAP, BLACK	99
UT9221MW	FULL METAL ULTRA CAP, WHITE	99
UT9230M	FULL METAL ULTRA BLANK MODULE	98
UT9230MB	ULTRA FULL METAL BLANK MODULE, BLACK	98
UT9230MW	FULL METAL BLANK ULTRA MODULE, WHITE	98
UT9240	ULTRA INFORMATION MODULE	98
UT9240B	ULTRA INFORMATION MODULE, BLACK	98
UT9240M	METAL ULTRA INFORMATION MODULE	98
UT9240MB	ULTRA METAL INFORMATION MODULE, BLACK	98
UT9240MW	METAL ULTRA INFO MODULE, WHITE	98
UT9240W	ULTRA INFORMATION MODULE, WHITE	98
UT9260M	ULTRA DIGITAL DIRECTORY MODULE WITH DISPLAY	97
UT9270	TOUCH-SCREEN MODULE, ULTRA	150
UT9279M	ULTRA NUMERICAL KEYPAD MODULE	97

UT9279MB	ULTRA NUMBER KEYPAD MODULE, BLACK	97
UT9279MW	ULTRA NUMBER KEYPAD MODULE, WHITE	97
UT9290M	ULTRA ACCESS CONTROL READER MODULE	98-150
UT9290MB	ULTRA ACCESS CONTROL READER MODULE, BLACK	98
UT9290MW	ULTRA ACCESS CONTROL READER MODULE, WHITE	98
UT9304M	MODULE DESIGNED FOR ULTRA SALTO READERS	98
UT9305M	ULTRA EMPTY MODULE TO HOUSE 3RD PARTY READERS	99
UT9310M	ULTRA MAGNETIC INDUCTION MODULE	97
UT9331	ADAPTER FOR 3RD PARTY PLATES. 1 ULTRA MODULE	91
UT9331P	INSTALLATION KIT FOR PLASTERBOARD. 1 ULTRA MODULE	102
UT9332	ADAPTER FOR 3RD PARTY PLATES. 2 ULTRA MODULES	91
UT9332P	INSTALLATION KIT FOR PLASTERBOARD. 2 ULTRA MODULES	102
UT9333	ADAPTER FOR 3RD PARTY PLATES. 3 ULTRA MODULES	91
UT9333G	INSTALLATION KIT FOR GLASS. 3 ULTRA MODULES	102
UT9333P	INSTALLATION KIT FOR PLASTERBOARD. 3 ULTRA MODULES	102
UT9334P	INSTALLATION KIT FOR PLASTERBOARD. 4 ULTRA MODULES	102
VISTOCAM	ADDITIONAL INTERNAL CAMERA FOR KITVISTO	29-132
VISTOCAM/E	OUTDOOR CAMERA FOR VISTO SYSTEM	29-132
VISTOCAM360	3D VIEW INDOOR SMART CAMERA. VISTO SYSTEM	29-132
VISTOKIT/U	WI-FI VISTO KIT WITH POWER SUPPLY AND BELL, USA	28
VS8111	VISTO WI-FI EXTERNAL UNIT. VIP SYSTEM	36-132



THE REVOLUTION.

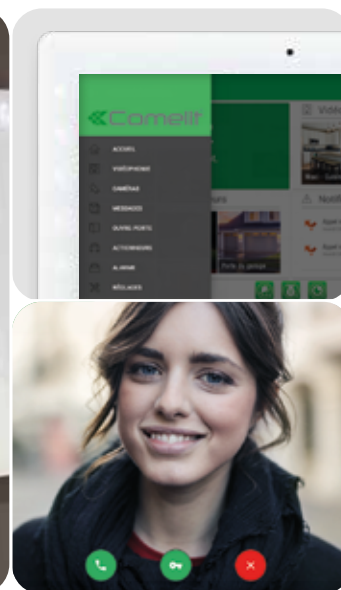
A product can no longer be sufficient to itself and its integration cannot be limited just to the systems produced by its own manufacturer. A product must be able to integrate systems from other manufacturers, or to be integrated itself. On this evolutionary path, Comelit has decided to invest in and create the Connect integration programmer (dedicated to Comelit systems), with the aim of creating a single solution that includes all the products designed to be open to integration

WHAT IT OFFERS

THE POSSIBILITY TO
MANAGE DOOR ENTRY
SYSTEMS FROM THIRD
PARTY PLATFORMS
VIA CLOUD2CLOUD
COMMUNICATION,
ADD INTEGRATION
MECHANISMS (API, SDK)
AND OF SECURITY.

THE POSSIBILITY FOR
DEVELOPERS OF
APPLICATIONS FOR
SMARTPHONES OR
TABLETS TO EASILY
INTEGRATE IN THEIR APPS
DOOR ENTRY CONTROL
FUNCTIONS COMPATIBLE
WITH COMELIT SYSTEMS.

THE POSSIBILITY TO
INSTALL AN APP FOR
SMARTPHONE OR
TABLET DIRECTLY ON
THE DOOR ENTRY
MONITOR WITH
ANDROID PLATFORM.



INTEGRATION, COMELIT STYLE

CLOUD2CLOUD INTEGRATION FOR THIRD PARTIES

The development of integration at Cloud level allows software platforms from other companies to manage Comelit systems, through direct communication with the Cloud. This enables our systems to open up to any company interested in integrating the management of certain Comelit products into its own platform or system.

1456G. A VIP INTERFACE FOR THIRD PARTY TERMINALS.

Gateway for sending video entry phone calls on the IP system to SIP directly connected to the 1456G or through physical switchboards or services offered by SIP Providers.


COMELIT APP THAT CAN BE INTEGRATED INTO THIRD-PARTY APPS

Comelit, through the Comelit Intercom Module, we offer app developers of any of the systems in the apartment, to integrate door entry system functions in their app.

MAXI ANDROID WITH THIRD-PARTY APPS

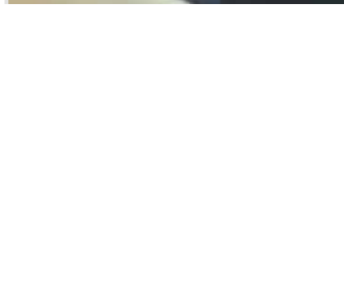

The Maxi with Android door entry monitor is compatible with the Comelit IP video entry system (ViP), with 7" touchscreen, based on the Android operating system where, with the same flexibility as a tablet, it is possible to load third-party apps.

This means the user is offered a device which is no longer just a door entry monitor, but a controller for the home and service manager.





PROFESSIONAL TRAINING.



COMELIT TRAINING SCHOOL

Comelit Training School is the initiative dedicated to training and refresher courses created by the company, aimed at the constant development of the professional culture within the electrical installation sector.



WHAT DOES IT OFFER?

Training at the Comelit Training School includes courses, seminars and other activities that combine theoretical content with the practical application thereof, with the following aims:

- Specializing in areas of home automation, video entry systems, anti-intrusion and video monitoring for extending knowledge of Comelit systems and their applications, and enabling autonomous handling of the design and installation phases.
- Providing information about the latest system solutions for optimizing energy saving and adding value to property and buildings.
- Developing sales communication skills for effective handling of customer relations.

WHO IS IT AIMED AT?

Installers, architects, specifiers and electronics professionals.

HOW ARE THE COURSES RUN?

Basic courses largely revolve around theoretical notions and the introduction of Comelit products/systems. Advanced courses, on the other hand, focus on the practical application of installation/programming methods and exercises for identifying/resolving faults. Advanced courses, for most of their duration, also offer enjoyable occasions for social involvement and relaxation outside course hours.

CONTACT US.

VISIT OUR WEBSITE AND
FIND THE CONTACTS OF
ALL BRANCHES



*Scan the
QR code*





2021 S. Myrtle Avenue Monrovia,
CA91016 - USA

info@comelitusa.com
www.comelitusa.com



8-023903-14 10&7-1
cod. 2G31000606

The brands and trade names cited in this publication are the property of their respective owners.
Product dimensions derived from the images are purely indicative.