

## The most sturdy door entry monitor

A new and innovative range of door entry monitors: robust, extremely easy to install, and even easier to configure thanks to NFC technology. Available in 2 versions: hands-free and handset.

People: designed just for you.

**COMELIT**  
WITH • YOU • ALWAYS

# WATCHWORD: ROBUSTNESS.

Designed to be **long-lasting**, retaining their shape and ensuring consistent performance over time: the use of quality materials and state-of-the-art components was one of our priorities throughout the development process.

Made of galvanized steel, the **1.5 mm thick metal backplate** ensures perfect installation on any kind of wall, and even on **uneven surfaces**.



The **People** door entry monitors embody the essence of our **corporate vision**: attention, innovation, accessibility and style. We have taken **our customers' feedback** to heart, carefully listening to **market needs** and demands, and have worked relentlessly to develop a product that **exceeds** expectations. The result is a product range that meets the needs of anybody seeking a cutting-edge, **high-performing solution**. We are also committed to **protecting the environment**: with our packaging made of 100% paper and cardboard, we make recycling easier and contribute to preserving our planet. With the People door entry monitors, we bring an elegant, sustainable and **robust object** into the homes of all our customers.

Edoardo Barzasi, Comelit CEO



**Quick and easy disposal:** once you have completed the installation, you no longer have to worry about sorting the different waste materials. You can throw everything you find in the box, and even the box itself, in the **paper and cardboard** bin. No more stressing over complicated recycling rules!

**WITH  
YOU  
ALWAYS**

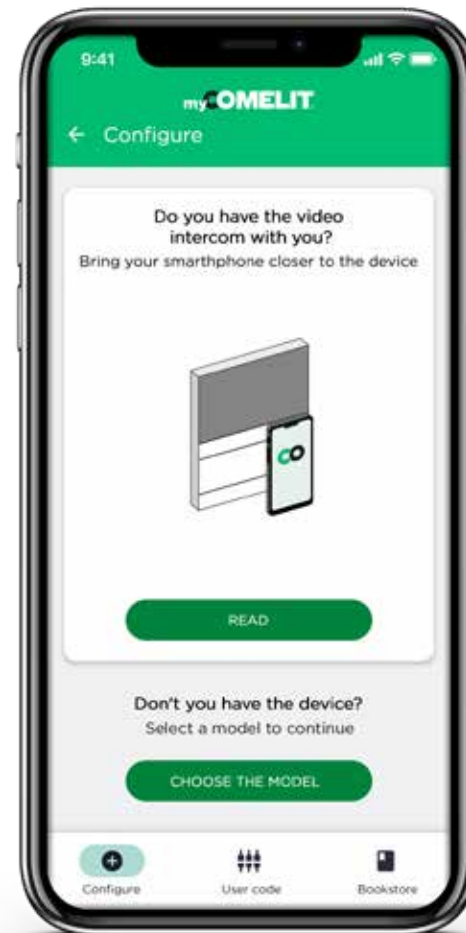




# MAGICAL CONFIGURATION.

Set-up the People Monitor By simply tapping your smartphone and with our MyComelit app, you can access a whole new world of possibilities. All you need to do is enter the relevant section, set the parameters you want, hold your phone close to the product, and you're done! And there is more: you can set up your door entry monitors even when they are disconnected. It may seem impossible to believe, but they can be set up directly inside the box, without even having to open it!

**Step into the Future with NFC technology!**



# INTUITIVE EXPERIENCE.



- ALL MODELS HAVE MECHANICAL BUTTONS WITH TACTILE AND AUDIBLE FEEDBACK
- THE "ANSWER" AND "END" BUTTONS ARE PURPOSEFULLY DIFFERENT AND FAR APART FROM ONE ANOTHER, AND ARE BACKLIT IN GREEN AND RED AS ON A SMARTPHONE TO AVOID MIXING THEM UP.
- SILENT MODE TO RECEIVE CALLS WITHOUT BEING DISTURBED BY THE RINGTONE.
- BROWSABLE MENU ON THE SCREEN WITH SIDE BUTTONS FOR ADJUSTING RINGTONE VOLUME, CONTRAST, BRIGHTNESS AND TONE.

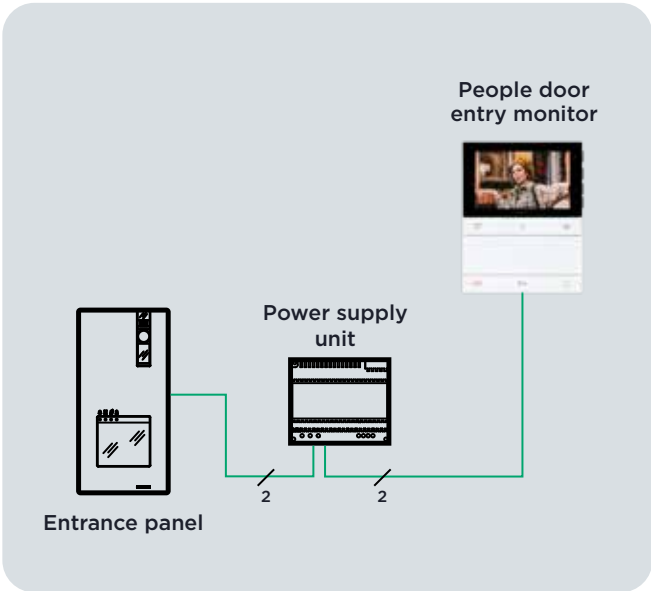


Each People door entry monitor comes with the 1214/2C line distribution terminal, which is included in the package and in the price. **Only with Comelit** will you never need to purchase it separately for each door entry monitor, as it comes ready to use straight out of the box!

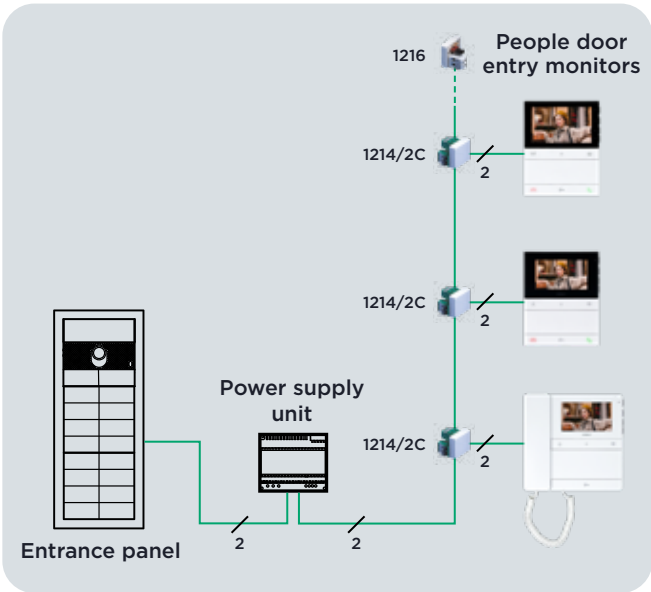
# PERFECT FOR ALL SETTINGS.



FOR VILLAS OR SINGLE-FAMILY TO  
FOUR-FAMILY SETTINGS



FOR APARTMENT BUILDINGS  
OR MULTIFAMILY SETTINGS



## PL6701 HANDSET 4.3"



PATENT  
PENDING


- 1 4.3-inch screen
- 2 NFC sensor
- 3 Programmable Mechanical Buttons
  - (Default functions)
    - A Call to switchboard
    - B Generic actuator
    - C Self-ignition
    - D Access point opening
- 4 Side buttons for menu navigation
- 5 Silent mode button
- 6 Handset
- 7 Metal backplate

Technical  
specification





# HANDS-FREE 4.3" PL6721




- 1 4.3-inch screen
- 2 Speaker
- 3 Microphone
- 4 NFC sensor
- 5 Programmable Mechanical Buttons
  - (Default functions)
  - A Call to switchboard
  - B Generic actuator
  - C Camera activation
  - D Answer
  - E Access point opening
  - F End Call
- 6 Side buttons for menu navigation
- 7 Silent mode button
- 8 Metal backplate

Technical  
specification



# HANDS-FREE 5" PL6731



- 1 5-inch screen
- 2 Speaker
- 3 Microphone
- 4 NFC sensor
- 5 Programmable Mechanical Buttons
  - (Default functions)
  - A Generic actuator
  - B Camera activation
  - C Answer
  - D Access point opening
  - E End Call
- 6 Side buttons for menu navigation
- 7 Silent mode button
- 8 Video memory
- 9 Metal backplate




The PL6731 door entry monitor enables you to manage time bands for activating/deactivating the following functions:





- Automatic answer
- Automatic lock-release on receipt of call
- Silent mode

Technical  
specification



# CODES LIST

	
<b>PL6701</b>	<b>PEOPLE DOOR ENTRY MONITOR W/HANDSET 4.3. SB2</b>  People series colour door entry monitor for Simplebus 2 system. Version with handset and 4.3-inch / 16:9 screen. Even when switched off, the door entry monitor can be programmed using a smartphone and the MyComelit app, which can be downloaded free of charge. It is supplied with a metal surface-mounted backplate, which ensures it is firmly and securely anchored, and with a line distribution terminal. It has 4 mechanical buttons on the front panel with icons identifying the factory-set function. One button is backlit white to make the “electric lock” function easier to use. 3 buttons are programmable and pre-configured to call the porter switchboard, control an actuator, and perform self-ignition. The buttons at the centre of each row have tactile markings for blind people. On the right side of the door entry monitor, on the other hand, there are buttons to activate the Silent mode with a red indicator light and related icon, as well as buttons to access the menu for adjusting brightness, contrast, colour and the ringtone volume. It comes as standard with the floor door call, which can also be programmed for other functions. Dimensions (L x H x D): 186 x 180 x 35 mm
	
<b>PL6721</b>	<b>HANDS-FREE PEOPLE DOOR ENTRY MONITOR 4.3. SB2</b>  People series colour door entry monitor for Simplebus 2 system. Hands-free version with 4.3-inch / 16:9 screen. Even when switched off, the door entry monitor can be programmed using a smartphone and the MyComelit app, which can be downloaded free of charge. It is supplied with a metal surface-mounted backplate, which ensures it is firmly and securely anchored, and with a line distribution terminal. It has 6 mechanical buttons on the front panel with icons identifying the factory-set function. 3 of the buttons are backlit to ensure ease of use: green for the “audio socket” function, red for the “end communication” function, and white for the “electric lock” function. 3 buttons are programmable and pre-configured to call the porter switchboard, control an actuator, and perform self-ignition. The buttons at the centre of each row have tactile markings for blind people. On the right side of the door entry monitor, on the other hand, there are buttons to activate the Silent mode with a red indicator light and related icon, as well as buttons to access the menu for adjusting brightness, contrast, colour and the ringtone volume. It comes as standard with the floor door call, which can also be programmed for other functions. Dimensions (L x H x D): 135 x 170 x 23 mm
	
<b>PL6731</b>	<b>HANDS-FREE PEOPLE DOOR ENTRY MONITOR 5. SB2</b>  People series color door entry monitor for Simplebus 2 system. Hands-free version with 5-inch / 16:9 screen. Even when switched off, the door entry monitor can be programmed using a smartphone and the MyComelit app, which can be downloaded free of charge. It is supplied with a metal surface-mounted backplate, which ensures it is firmly and securely anchored, and with a line distribution terminal. It has 6 mechanical buttons on the front panel with icons identifying the factory-set function. 3 of the buttons are backlit to ensure ease of use: green for the “audio socket” function, red for the “end communication” function, and white for the “electric lock” function. 3 buttons are programmable and pre-configured to display images from the video memory, to control an actuator, and to perform self-ignition. The buttons at the center of each row have tactile markings for blind people. On the right side of the door entry monitor, on the other hand, there are buttons to activate the Silent mode with a red indicator light and related icon, as well as buttons to access the menu for adjusting brightness, contrast, color and the ringtone volume. It comes as standard with the floor door call, which can also be programmed for other functions. Dimensions (L x H x D): 135 x 170 x 23 mm

	
<b>AC6711</b>	<b>ADAPTATION FRAME FOR DOOR ENTRY MONITOR</b>  Adaptation frame for the People series door entry monitor, to be used when replacing a previous series of door entry monitors to finalize mounting. Dimensions (L x H x D): 230 x 220 x 3 mm
	
<b>AC6719</b>	<b>SURFACE-MOUNTED DOOR ENTRY MONITOR HANDSET</b>  Surface-mounted support for People door entry monitor with handset, allowing external routing of cables. Dimensions (L x H x D): 177 x 171 x 9.7 mm
	
<b>AC6720</b>	<b>SURFACE-MOUNTED HANDS-FREE DOOR ENTRY MONITOR</b>  Surface-mounted support for People hands-free door entry monitor, allowing external routing of cables. Dimensions (L x H x D): 135 x 158 x 17 mm
	
<b>AC6732</b>	<b>DESK BASE FOR DOOR ENTRY MONITOR</b>  Desk base installation accessory for People series door entry monitors. Dimensions (L x H x D): 135 x 110 x 122.5 mm

# Comelit.

## ALWAYS.

Since 1956, we have been making history in the door-entry phone and door entry monitor sector and have actively contributed to its **ongoing** development. Over the years, the experience gained in this specific sector when it comes to meeting installation **requirements**, such as simplicity, reliability and multiple functions, has allowed us to grow and make a name for ourselves as an **international benchmark company**.

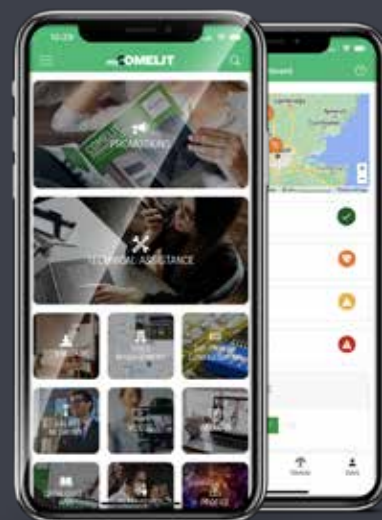


Our **values** and our business **vision** are the foundation upon which we have developed a well-run, well-structured global organisation, with **10 branch offices**, **6 Research and Development centres**, more than **900 employees** and a commercial presence in over **90 countries**. In addition to video door entry systems, we design and build anti-intrusion, video surveillance, home automation, fire protection and access control systems, which makes us a single partner specialising in protecting people and their environment.

## MYCOMELIT APP

**Through all its services, it simplifies the work of every industry professional like you.**

An app created not only to allow you to easily control your installations, but also to consult and download technical data sheets, connection diagrams, catalogues, brochures and promotions, configure your video door phone systems, technical assistance in the field or advice on system design for all product families, and much more!



### Comelit USA & Canada

2021 S Myrtle Ave. Monrovia CA 91016 USA

TEL: +1 (626)930-0388

EMAIL: [info@comelitusa.com](mailto:info@comelitusa.com)

[www.comelitgroup.com](http://www.comelitgroup.com)

